

Kindergarten

Knowledge 9

Assessment Guide: Domain Assessment

© 2015 The Core Knowledge Foundation and its licensors
www.coreknowledge.org

Revised and additional material
© 2026 Amplify Education, Inc. and its licensors
www.amplify.com

All Rights Reserved.

Core Knowledge Language Arts and CKLA are trademarks
of the Core Knowledge Foundation.

Trademarks and trade names are shown in this book
strictly for illustrative and educational purposes and are
the property of their respective owners. References herein
should not be regarded as affecting the validity of said
trademarks and trade names.

Knowledge 9

Domain Assessment





















NAME: _____









DATE: _____

DA.1

Knowledge 9
Assessment

Directions: Listen to your teacher's instructions.

1.		
2.		
3.		
4.		
5.		
6.		
7.		
8.		
9.		
10.		

11.		
12.		
13.		
14.		
15.		





























NAME: _____

DATE: _____

DA.2

Knowledge 9
Assessment

Directions: For each number, listen to the characteristic of a season that I will describe. Then, circle the picture of the season I am describing. Afterward, on the back of your paper, draw a picture of the season it is right now.

1.				
2.				
3.				
4.				
5.				
6.				
7.				





















NAME: _____

DATE: _____

DA.3

Knowledge 9
Assessment

Directions: Listen to your teacher's instructions.

1.		
2.		
3.		
4.		
5.		
6.		
7.		
8.		
9.		
10.		





















Kindergarten

Answer Key











DOMAIN ASSESSMENT ANSWER KEY

NAME: _____ DA.1 Knowledge 9 Assessment
DATE: _____

Directions: Listen to your teacher's instructions.

1.		
2.		
3.		
4.		
5.		
6.		
7.		
8.		
9.		
10.		





























Knowledge 9 Assessment Guide: Domain Assessment 3

11.		
12.		
13.		
14.		
15.		

Knowledge 9 Assessment Guide: Domain Assessment 4

NAME: _____ DA.2 Knowledge 9 Assessment
DATE: _____





















Directions: For each number, listen to the characteristic of a season that I will describe. Then, circle the picture of the season I am describing. Afterward, on the back of your paper, draw a picture of the season it is right now.

1.				
2.				
3.				
4.				
5.				
6.				
7.				

Knowledge 9 Assessment Guide: Domain Assessment 5

NAME: _____ DA.3 Knowledge 9 Assessment
DATE: _____

Directions: Listen to your teacher's instructions.

1.		
2.		
3.		
4.		
5.		
6.		
7.		
8.		
9.		
10.		

Knowledge 9 Assessment Guide: Domain Assessment 7

Acknowledgements

We are grateful to the many contributors to CKLA over the years, including:

Amplify CKLA

Amplify staff and contributors, who have worked on this edition of CKLA as well as prior editions of CKLA. This product reflects their expertise, passion, and dedication.



The Core Knowledge Foundation, which developed the first edition of CKLA over many years. This includes Core Knowledge Foundation staff as well as countless contributors, educators, and students who field-tested CKLA and provided invaluable feedback in its development.



Educators across the country who have provided essential feedback on previous editions of CKLA, helping us to make the program better for teachers and students.

Credits

Every effort has been taken to trace and acknowledge copyrights. The editors tender their apologies for any accidental infringement where copyright has proved untraceable. They would be pleased to insert the appropriate acknowledgment in any subsequent edition of this publication. Trademarks and trade names are shown in this publication for illustrative purposes only and are the property of their respective owners. The references to trademarks and trade names given herein do not affect their validity.

All photographs are used under license from Shutterstock, Inc. unless otherwise noted.

Illustrators and Image Sources

Cover: Amplify Learning, Inc.; 2.1: Steve Morrison; 4.1: Steve Morrison; PP.1: Steve Morrison; 8.1: Core Knowledge Staff; 10.1: Shutterstock; DA.1: Shutterstock; DA.2: Steve Morrison; DA.3: Shutterstock; DA.4: Shutterstock

Regarding the Shutterstock items listed above, please note: "No person or entity shall falsely represent, expressly or by way of reasonable implication, that the content herein was created by that person or entity, or any person other than the copyright holder(s) of that content."