

Amplify Tutoring






# Texas Tutoring Materials and Training

## *End-of-Year Data Review*

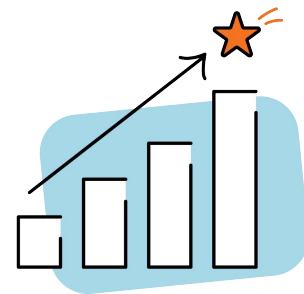
August 15, 2024

*Pictures courtesy Monte Alto ISD*



# Impact Across Texas

For Texas students using Amplify Tutoring materials



**53,140**

Students had  
Well Above or  
Above Average  
growth from  
MOY to EOY

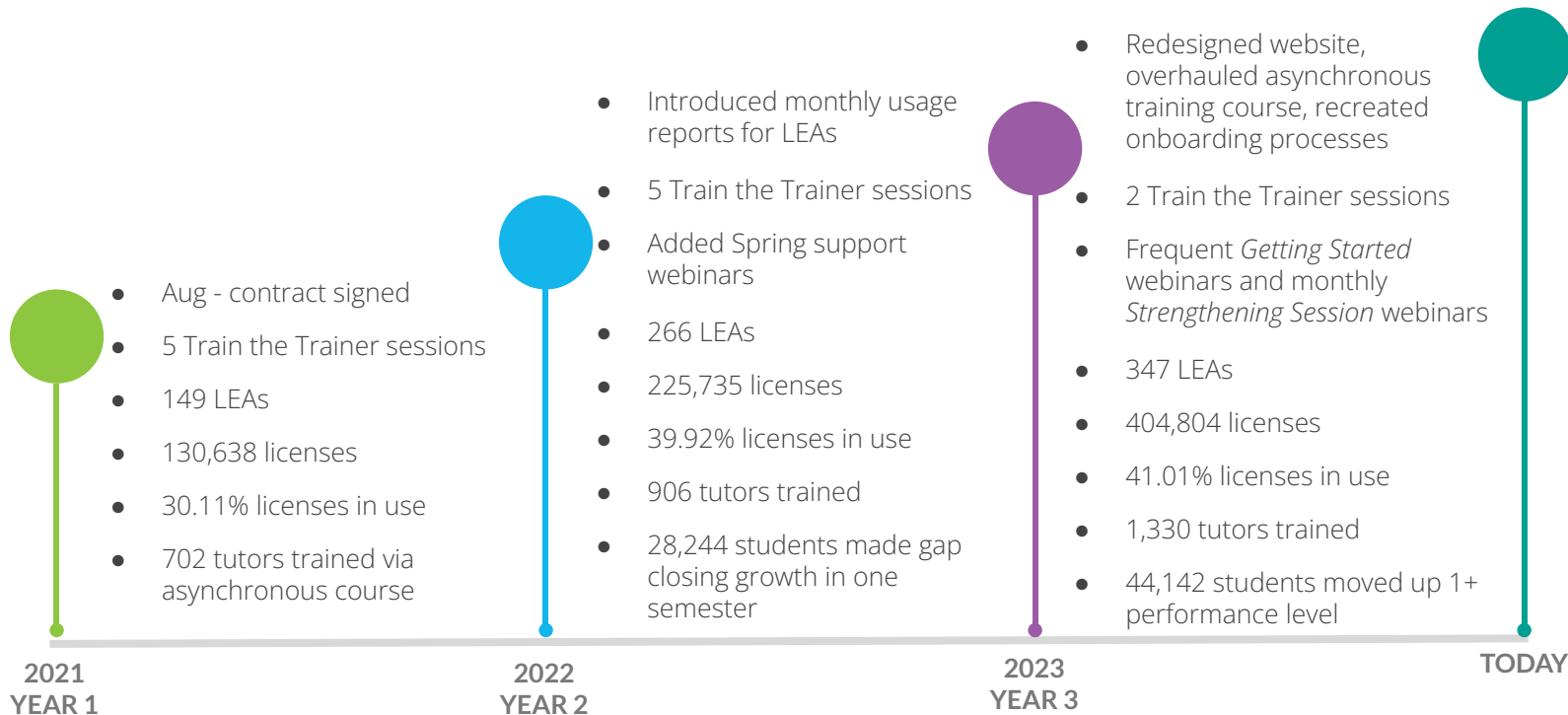
**47%**

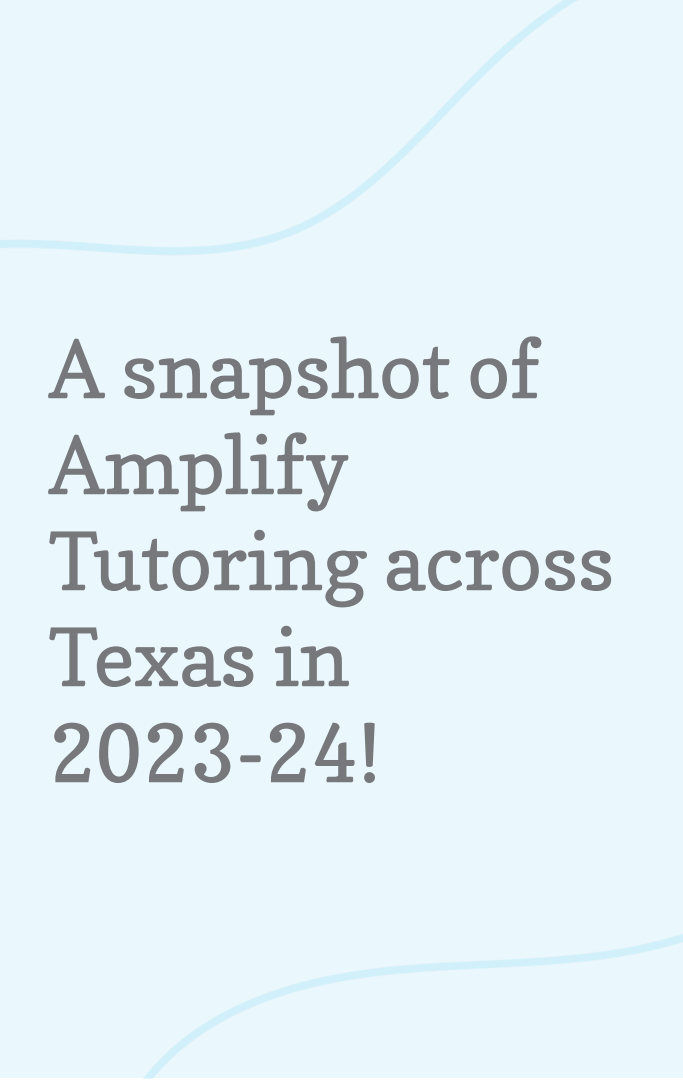
WBB/BB MOY  
students with 6+  
lesson sets  
achieved Well  
Above or Above  
Average growth

**44,142**

Students moved  
up 1+  
performance  
levels from MOY  
to EOY

# A look at our journey together...





# A snapshot of Amplify Tutoring across Texas in 2023-24!

**404,804**

Student  
Licenses

---

**347**

LEAs  
Participating

---

**20**

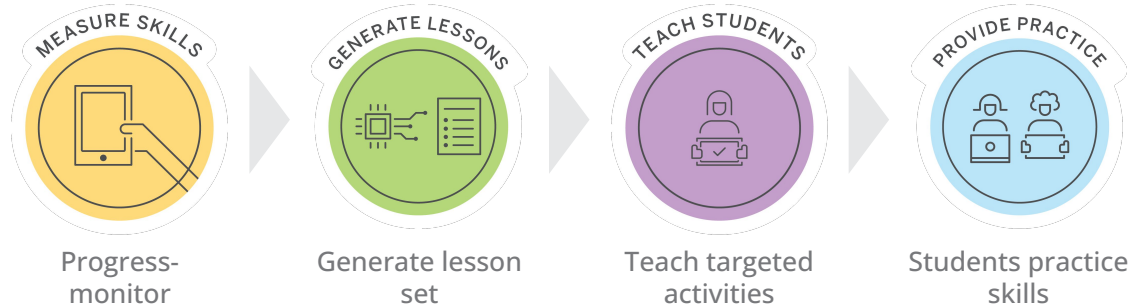
Regions  
Represented

# The mCLASS Intervention Cycle Overview

Cycle 1



Following cycles



"We've seen great growth in our students that have been able to be served all year. We really like that staff just has to print the lessons and it's ready to go."

~EOY Survey TX Respondent

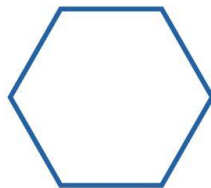
# mCLASS Intervention Skills

## 10 Skill Areas


*(1-2 focus skills are identified per 10-lesson Burst based on students' recent mCLASS data)*

1. Phonological Awareness
2. Letter Sound Knowledge
3. Sounding out and blending
4. Regular Word Recognition
5. Irregular Word Recognition
6. Letter Combinations
7. Advanced Phonics
8. Fluency
9. Vocabulary
10. Comprehension


## 3 Levels of Mastery



Beginner



Showing  
Progress



Proficient

# Texas Tutoring Licenses in Use

# of Amplify Tutoring Licenses in Use: Year 2 to Year 3

● 2022-2023 ● 2023-2024

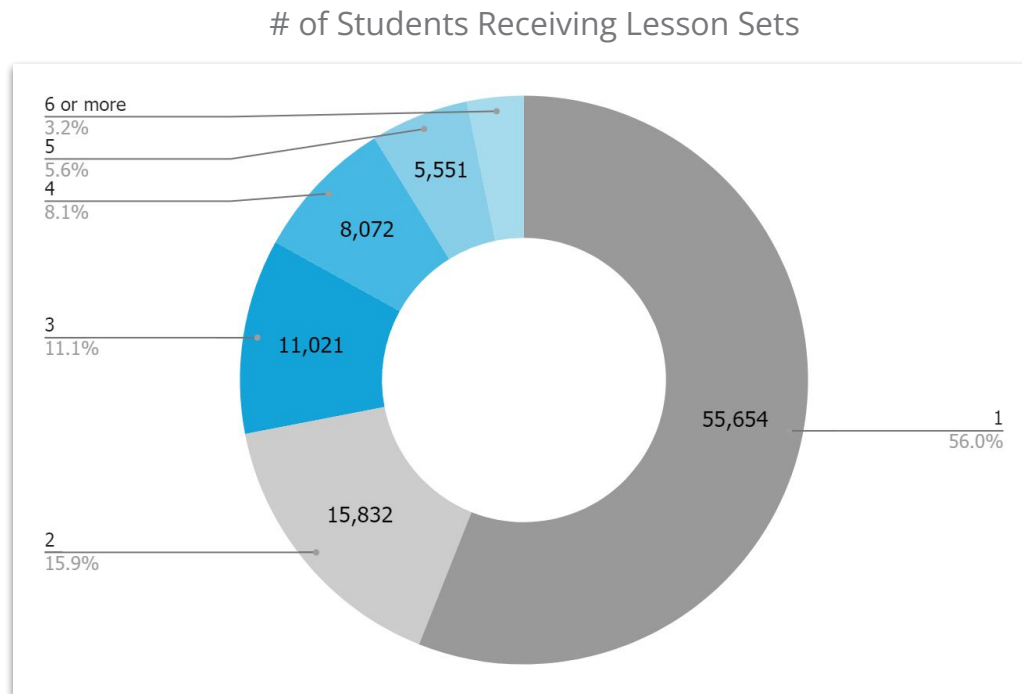


**1.85X** Licenses in use from Year 2 to Year 3

166,012 Licenses are in use as of June 30, 2024. This is an **85% increase** from the same time frame during the 22-23 school year.

Incredible **efforts** by TEA, ESCs, and Amplify to increase the number of students accessing Amplify Tutoring.

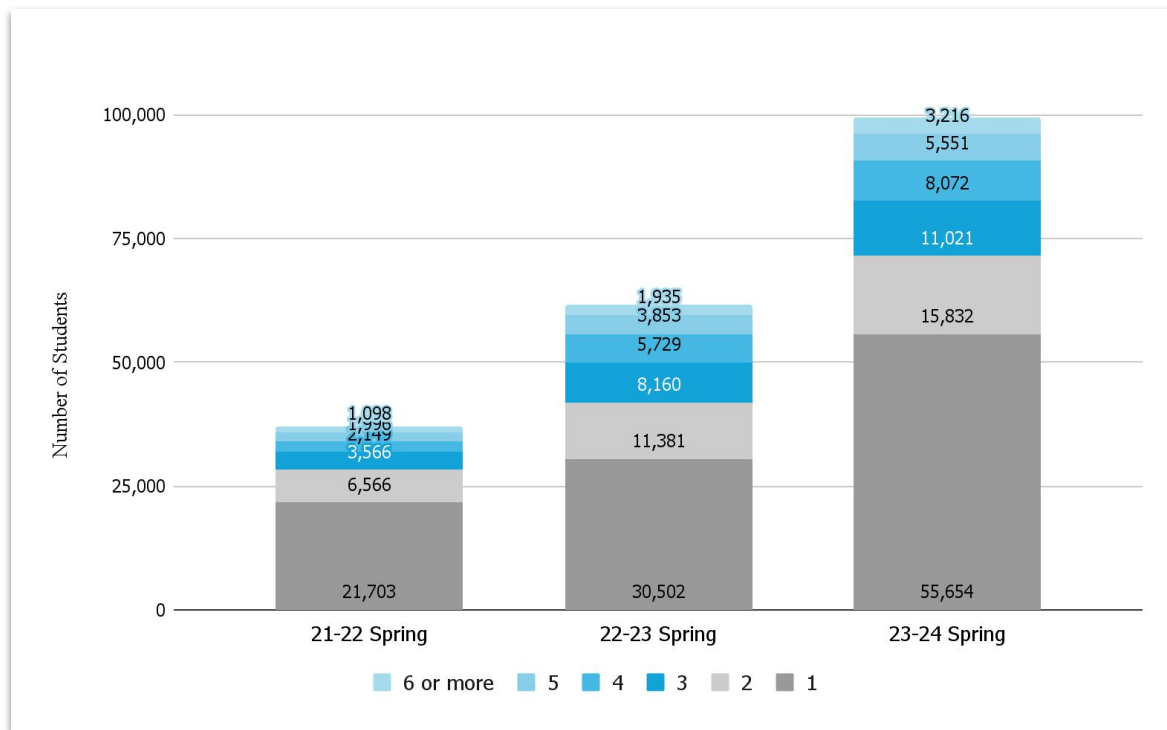
# Intervention Dosage - Spring 2023-24



44% of students in Amplify TX Tutoring received 2+ lesson sets during the spring semester.

# Intervention Dosage Trends - Year 1 to Year 3

Intervention Dosage Trends, Spring 2021-22 through 2023-24  
(# of Students Receiving Lesson Sets)

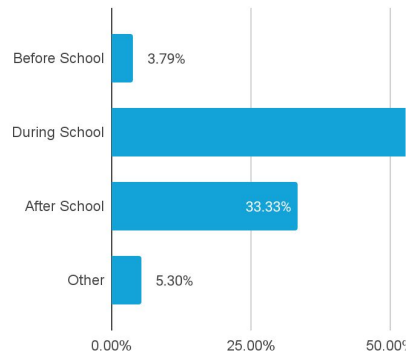


This equates to 43,692 students receiving 2+ lesson sets during the spring 23-24 semester.

Number of Lesson Sets

# Texas Tutoring: Snapshot of Program Design

When Does Tutoring Occur? (170 Selections)

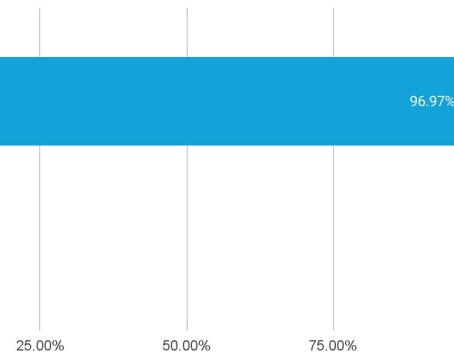


## Most Common Design

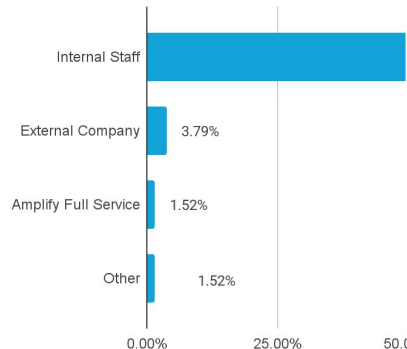
- During School
- 30-39 Minutes
- 4 Days/Week
- In-Person
- Internal Staff



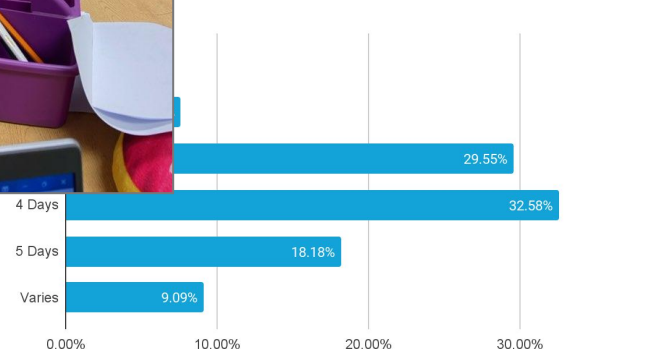
Which delivery format is used? (139 Selections)



Who is providing tutoring? (136 Selections)



How many times per week does tutoring occur? (132 Selections)




Data provided is from the EOY survey  
Picture from Boys & Girls Club of the  
Austin Area

# Student Data and Growth

"[Amplify Tutoring] has helped with progress monitoring for our well below and below students to reach their growth measures. It also provided structure to ensure students are being progress monitored efficiently."





-EOY Survey TX Respondent



*Picture courtesy of Corpus Christi ISD*

# The composite score

Best overall estimate of a student's reading proficiency

Performance Level	Composite Score Color	Likely to be performing at grade level at end of year?
Above Benchmark		Yes; negligible risk (90% or higher chance of meeting goal)
At Benchmark		Yes; minimal risk (80% or higher chance of meeting goal)
Below Benchmark		No; some risk (20% or higher chance of meeting goal)
Well Below Benchmark		No; at risk (less than 20% chance of meeting goal)

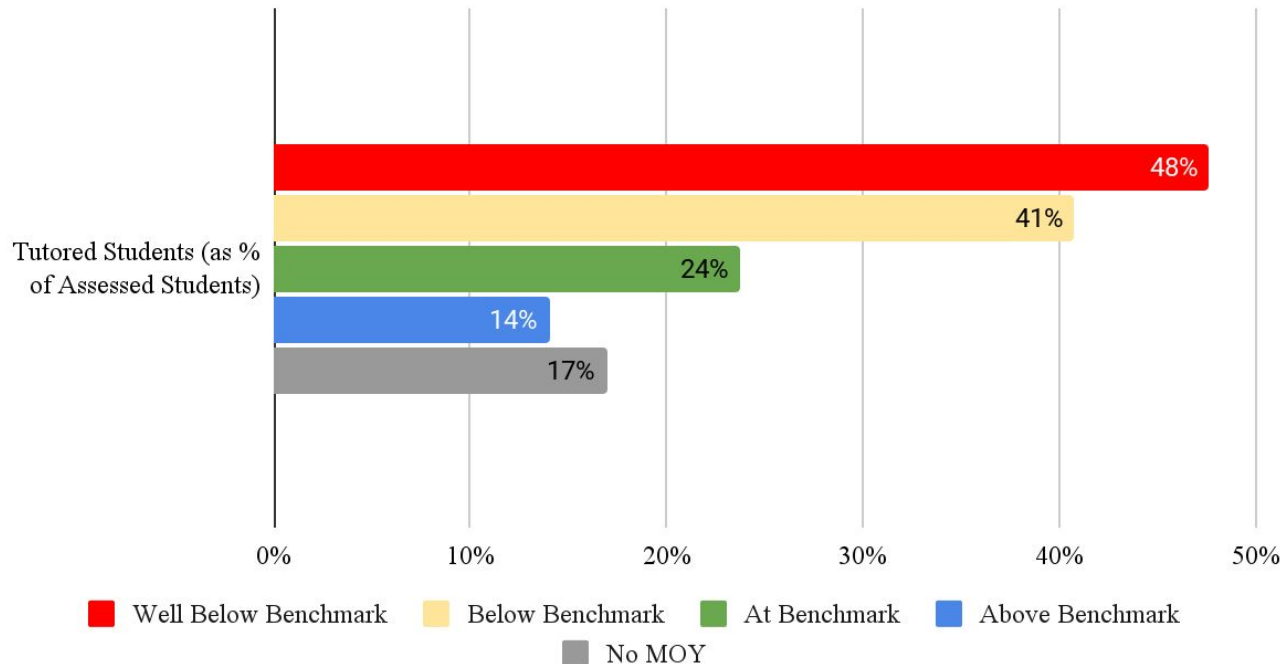
# Students Served by Tutoring

What are the skill levels of tutored students at **middle of year (MOY)** ?

How do they compare to students not placed in tutoring?

When looking at the Spring semester tutoring groups, the majority of students scored Below Benchmark or Well Below Benchmark on the MOY assessment. This is the target group of students for Amplify Tutoring.

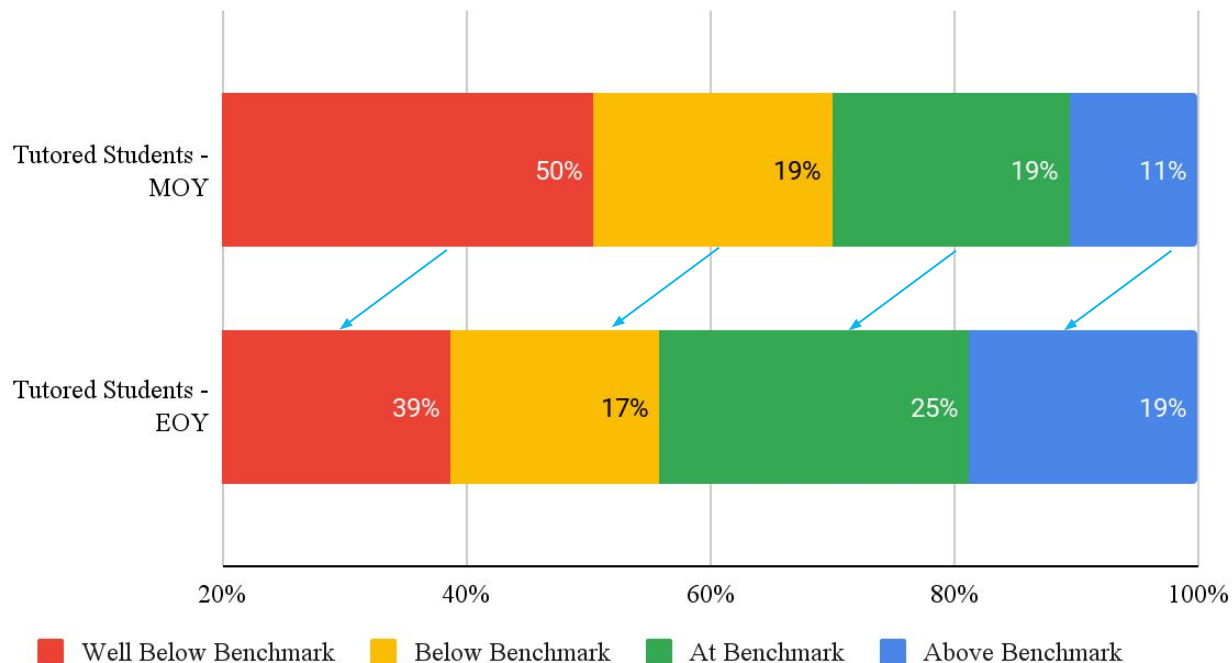
% Placed in Tutoring Groups



# Benchmark Achievement of Tutored Students

How do EOY levels compare to MOY levels of tutored students?

Student Performance During Spring of 2023-24

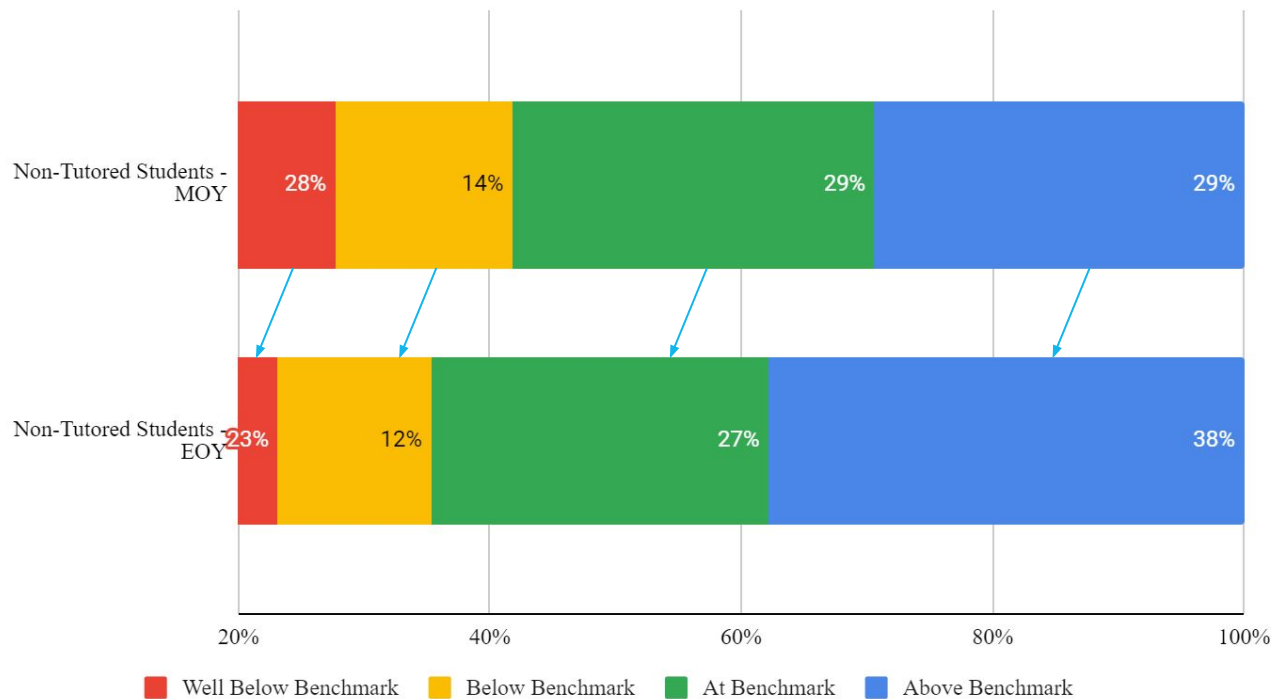


27,491 (14%) more tutored students scored At/Above Benchmark on the EOY when compared to MOY.

# Benchmark Achievement of Students Not in Amplify Tutoring

How do EOY levels compare to MOY levels of non-tutored students?

Student Performance During Spring of 2023-24



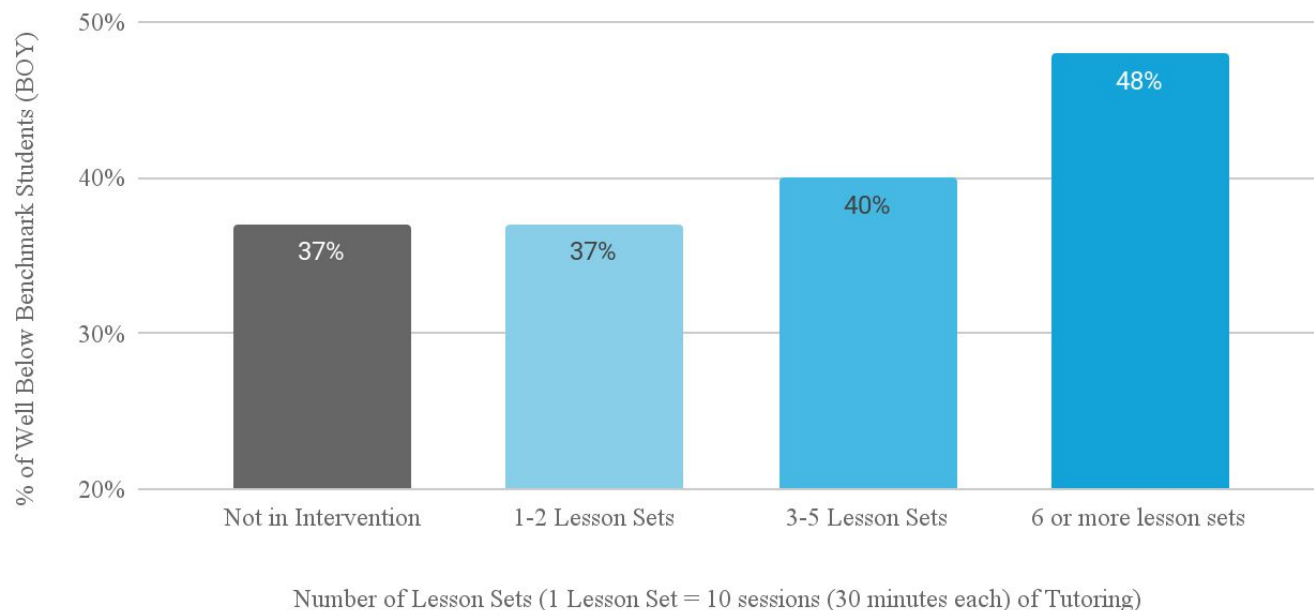
When looking at students who did not receive Amplify Tutoring lessons, 7% more students (~34K) scored At/Above Benchmark on the EOY when compared to MOY.

# TX Growth During Spring Semester 2023-24

48% of students, who started Well-Below Benchmark, with 6+ lesson sets, made Above Average or Well Above Average growth by the EOY Benchmark.

## At-Risk Students Who Are Catching Up/Closing the Gap


% of Students at Well Below Benchmark (MOY) Making Above Average or Better Growth (EOY)



# BOY to EOY Performance Level Shifts, 2023-24

BOY to EOY Performance Level Shifts				
EOY Level → ↓ BOY Score	EOY: Well Below Benchmark	EOY: Below Benchmark	EOY: At Benchmark	EOY: Above Benchmark
BOY: Well Below Benchmark	44,568	11,236	9,830	2,748
BOY: Below Benchmark	5,818	8,943	12,051	4,019
BOY: At Benchmark	944	2,964	11,021	8,208
BOY: Above Benchmark	101	232	2,170	11,196
Table Summary		Decreased Level	Maintained Level	Improved Level
Number of Students		12,229	75,728	48,092
Percent of All Students		8.99%	55.66%	35.35%

# From Manara Academy...



Amplify Tutoring is a beacon of personalized education with a profound impact on students. Beyond academic improvement, it **cultivates essential skills** like critical thinking and resilience, nurturing a lifelong love for learning. By tailoring interventions to individual needs, Amplify Tutoring **not only bridges academic gaps, but also fosters equity by ensuring all students have access to quality support**. Its commitment to equity means every learner, regardless of background, can thrive academically and beyond. **Amplify Tutoring unlocks the full potential of every student.**

**-Ms. Salome  
ELAR District Instructional Coach**

# Growth During Spring Semester, 2023-24

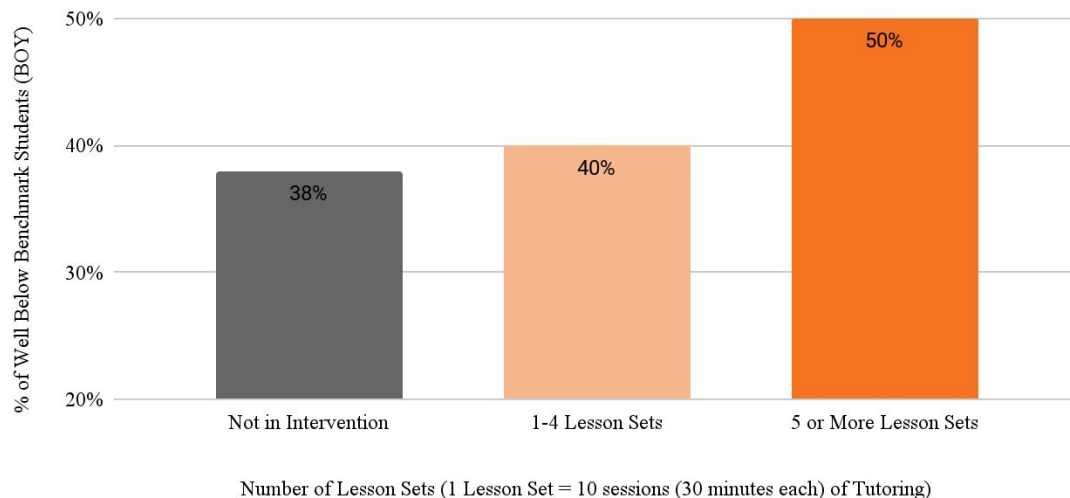
Are students in the high usage district cohort narrowing the gaps in their reading performance?

## High Usage Cohort:

Allen Ind School District  
Colorado Ind School District  
Corpus Christi Ind Sch Dist  
Edcouch Elsa Ind Sch District  
Ennis Ind School District  
Everman Ind School District  
Garland Ind School District  
Hondo Ind School District  
KIPP Texas  
Laredo Ind School District  
Magnolia Ind School District  
San Benito Cons Ind Sch Dist  
Spring Ind School District  
Trinity Basin Preparatory  
United Ind School District  
Whitesboro Ind School Dist

## At-Risk Students Who Are Catching Up/Closing the Gap

% of Students at Well Below Benchmark (MOY) Making Well Above Average (EOY)



50% of students, who started WBB at MOY, with 5+ lesson sets made Above Average Growth by the EOY Benchmark.

# BOY to EOY Performance Level Shifts, 2023-24

Are students in the high usage district cohort improving reading performance levels?

BOY to EOY Performance Level Shifts				
EOY Level → ↓ BOY Score	EOY: Well Below Benchmark	EOY: Below Benchmark	EOY: At Benchmark	EOY: Above Benchmark
BOY: Well Below Benchmark	10,720	2,649	2,506	733
BOY: Below Benchmark	1,094	1,686	2,738	1,092
BOY: At Benchmark	168	490	1,724	1,710
BOY: Above Benchmark	12	32	261	1,552
Table Summary		Decreased Level	Maintained Level	Improved Level
Number of Students		2,057	15,682	11,428
Percent of All Students		7.05%	53.77%	39.18%

# Survey Celebrations

"We've had a lot of growth in student performance. For example, Kinder went from 50% "Well Below" at BOY to 25% "Well Below" at EOY. Kinder also increased from 7% "Above Benchmark" at BOY to 28% "Above Benchmark" at EOY."

-EOY Survey Respondent



"Our second grade teachers have seen tremendous growth using the mClass Intervention. The majority of their class met their goals and showed improvement in all areas. This is the second year their growth exceeded expectations."

-EOY Survey Respondent



"We have had a 2 year focus on K-2, both in tier 1 and tier 2. Amplify Tutoring is helpful solidify the tier 2 piece and the RTI model. We are seeing many successes across our district."

-EOY Survey Respondent

