

Amplify.




North Carolina Department of
PUBLIC INSTRUCTION

North Carolina mCLASS Webinar: Preparing for BOY

Tech/Enrollment for Districts
23-24

mCLASS®



Your North Carolina Amplify Team



Alex Ludtke
Associate Director,
Customer Success
State Initiatives



Donna Bright
Senior Professional
Development
Strategist



Jennifer Eason
NC Account Executive



Marlon Campbell
Customer Success
Manager



Tayla Drowns
Associate Customer
Success Manager




Tyler Mayes
Customer Success
Specialist

Amplify.

Today's Goals

- Share information to support schools and districts with implementing mCLASS BOY assessments
- Answer frequently asked questions
- Provide time to answer questions live



Before we begin... did you know?

← → ↻ amplify.com/northcarolina

Amplify.

Programs ▾

Services

Resources ▾

Community

Support ▾

📍 US ▾

We have
a website!

Welcome, North Carolina educators!

North Carolina's Department of Public Instruction (DPI) selected mCLASS DIBELS® 8th Edition as the state's K-3 Literacy Assessment. mCLASS is an integrated literacy system based on the [Science of Reading](#). mCLASS has been revised and upgraded from the assessment NC districts have used in the past, based on the latest research and the Science of Reading. It is a valid and reliable assessment, supporting universal literacy screening, screening for risk of dyslexia, and progress monitoring.

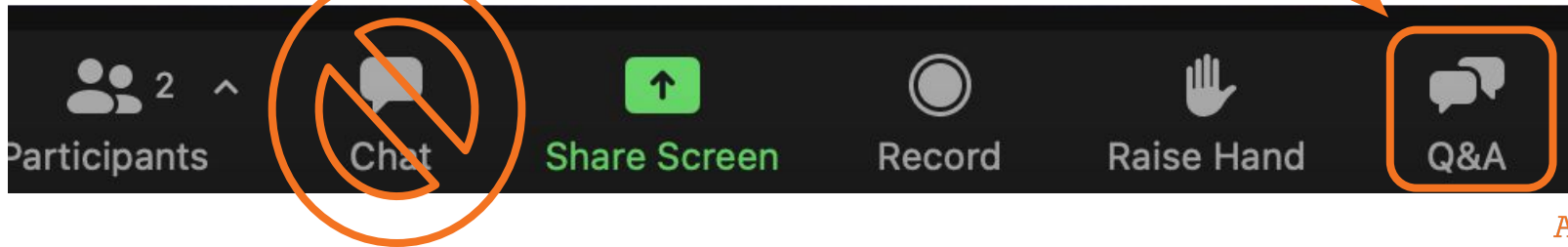
What's new?



Amplify.

Zoom Tools

- Use the Q&A box to ask your questions
- We will place all links we reference in the chat
- Please do not use the chat to ask questions



Accessing mCLASS



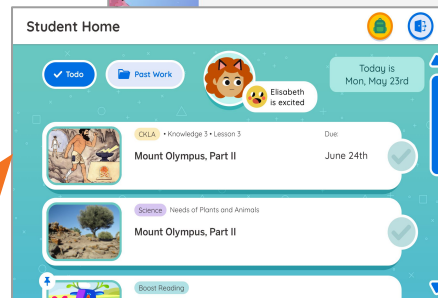
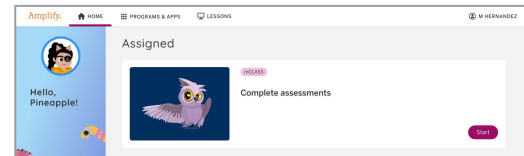
Educator Home and Student Home

mCLASS educators and administrators will land on Educator Home

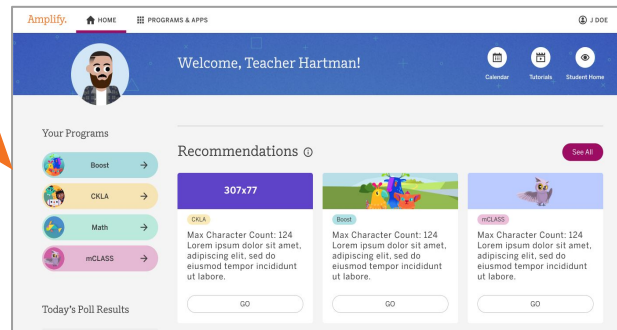
NCEdCloud

Amplify.

mCLASS students will land on Student Home

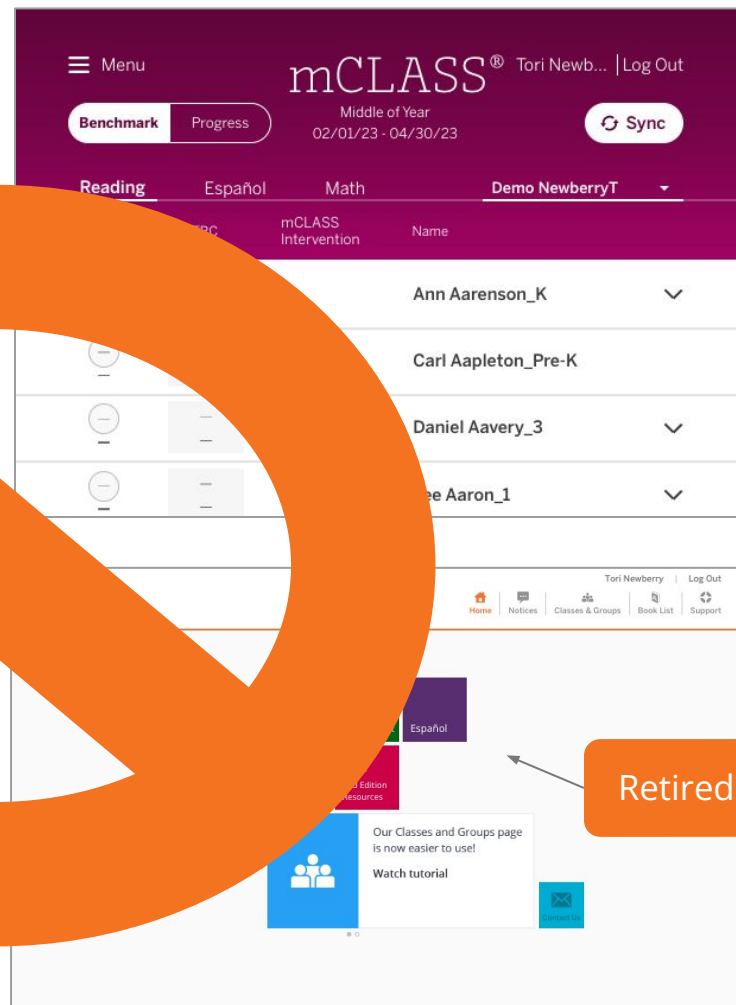
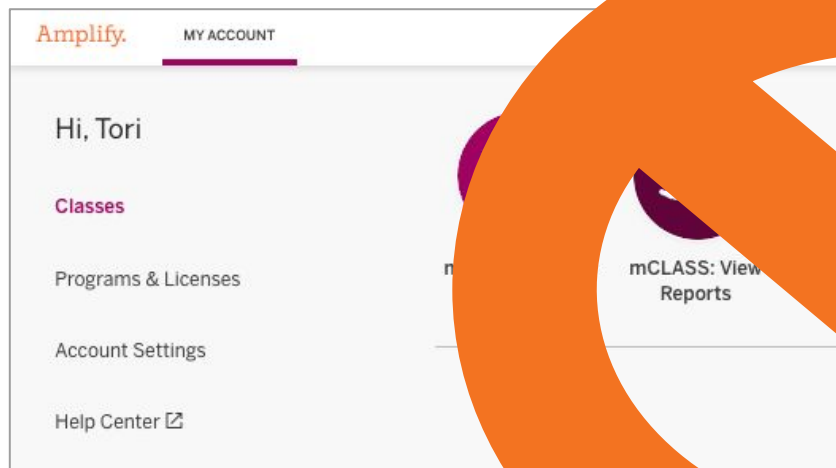


Student Homes



Educator Home

Retired educator flow



Retired on 7/1/23

mCLASS educator home

This screenshot shows the mCLASS educator home for a user named Susan. The interface includes a top navigation bar with 'Amplify.', 'HOME', and 'PROGRAMS & APPS'. A blue header bar displays a greeting 'Good morning, teacher Susan!' and icons for 'Calendar', 'Resources', and 'Student Home'. On the left, a sidebar contains an 'EMOJI POLL RESULTS' section for 'Ms. H. Class 1 - 2nd Gr...' and a 'Recommendations' section. The 'Recommendations' section features a red-bordered button labeled 'mCLASS' and two cards: 'Check out our Training and Support Resources on the mCLASS Professional Development Library.' with a 'GET STARTED' button, and 'Join our Science of Reading Facebook Community!' with a 'JOIN' button.


Emoji	Excited	Chill	Whatever	Ready
😄	4	6	5	10

Only educator home access to mCLASS

This screenshot shows the mCLASS educator home for a user named Teacher Hartman. The interface includes a top navigation bar with 'Amplify.', 'HOME', and 'PROGRAMS & APPS'. A blue header bar displays a greeting 'Welcome, Teacher Hartman!' and icons for 'Calendar', 'Tutorials', and 'Student Home'. On the left, a sidebar contains 'Your Programs' with a red-bordered button labeled 'mCLASS' and 'Today's Poll Results' for 'Ms. H. Class 1 - 2nd Gr...'. The main content area features a 'Recommendations' section with a 'See All' button and three cards: 'Boost' (Six students did not complete their Benchmark Assessment...), 'CKLA' (Aligned to CKLA, this site helps teachers identify gaps...), and 'mCLASS' (You have new DIBELS 8/ Lectura reporting data available to plan instruction...). Each card has a corresponding action button: 'GO', 'Launch', and 'View'.


Multi-product user

Educator Home: mCLASS Administrator and Specialist log in

Amplify HOME **mCLASS** REPORTING ASSESSMENT DEMO  ELISABETH HARTMAN


ADMIN REPORTING **ENGLISH CLASSROOM REPORTING** SPANISH CLASSROOM REPORTING

My Reports My Dashboard View My Data Help

 Please note: [Visit this help topic](#) for an overview of recent updates to the Reporting and Analysis Suite. You can access the online help at any time by clicking the blue Help link in the banner at the top of a Reporting page.

Show reports saved or sent to me during: 2020 - 2021 ▾

My Saved Reports



Grade	Red	Yellow	Green
K	85%	10%	5%
1	75%	15%	10%
2	65%	25%	10%
3	55%	35%	10%

1_Comparing Measures Demo 9-22-21
Description:
[Edit](#) | [Delete](#)

Reports Sent to Me

Your colleagues can share reports with you. When they do, you will see your shared reports here, instead of this message.

Educator Home: mCLASS teacher log in

HOME
PROGRAMS

Your Programs

Boost →

CKLA →

mCLASS →

Today's Poll Results

Ms. H. Class 1 - 2nd Gr...

Excited 4

REPORTING
ASSESSMENT
DEMO
ELISABETH HARTMAN

English Classroom Reporting
Spanish Classroom Reporting

District: Lyndon District

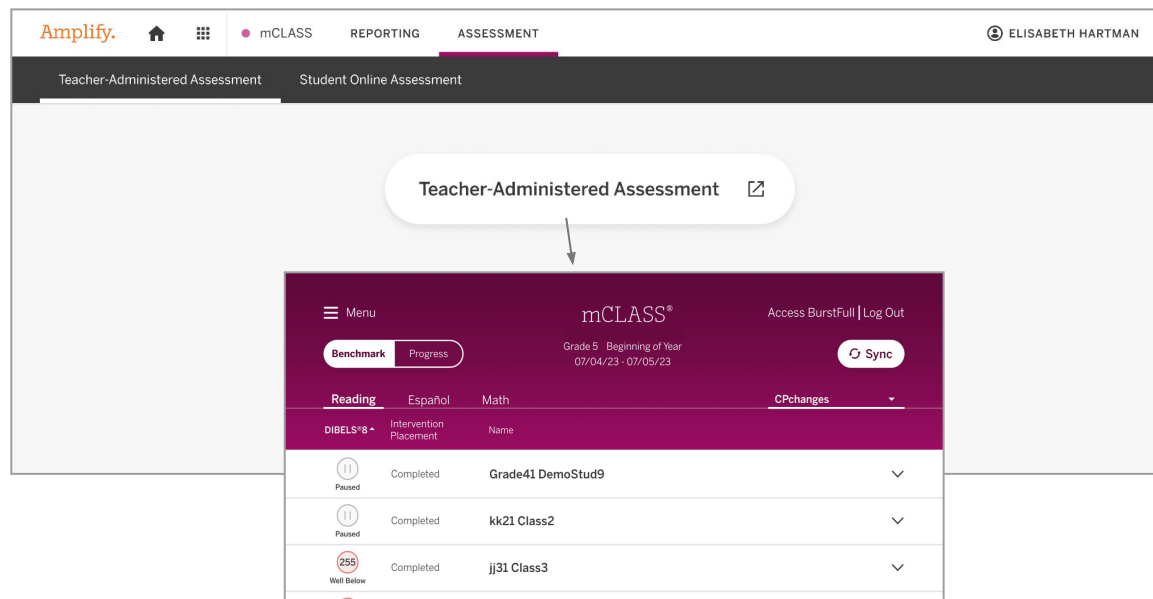
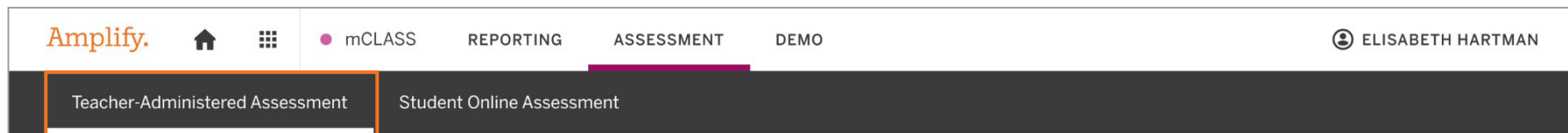
School: Oakdale School

Class / Group: Hartman Grade 1

Benchmark
Progress
Instruction
Home Connect
Dual Language

Beginning of Year	Middle of Year	End of Year	Summary
	Composite	Phonemic Awareness FSS	Letter Sounds NWF-CLS
		Decoding NWF-WRC	Word Reading WRF
		Reading Fluency ORF	Basic Comprehension Maze
Class Summary	Well Below Benchmark	10% 2 Students	30% 6 Students
20/26 Students assessed	Below Benchmark	20% 4 Students	20% 4 Students
7 Not assessed	At Benchmark	55% 11 Students	45% 9 Students

mCLASS educator home: assessment



mCLASS App

mCLASS educator home: assessment

Amplify. mCLASS REPORTING ASSESSMENT ELISABETH HARTMAN

Teacher-Administered Assessment **Student Online Assessment**

DISTRICT
D8 DSM Dis

SETUP

Name

All Students ☐ ☐ ☐

Pre-Kindergarten
Aandre_Pre-K,
Patricia

Teacher-Administered Assessment

mCLASS® Access BurstFull | Log Out

Benchmark Progress Grade 5 Beginning of Year 07/04/23 - 07/05/23 Sync

Reading Español Math CPchanges

DIBELS®8	Intervention Placement	Name
Paused	Completed	Grade41 DemoStud9
Paused	Completed	kk21 Class2
255 Well Below	Completed	jj31 Class3

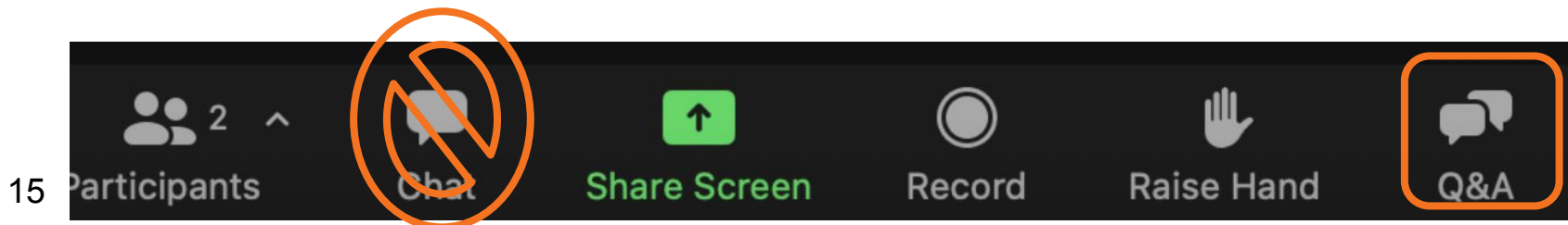
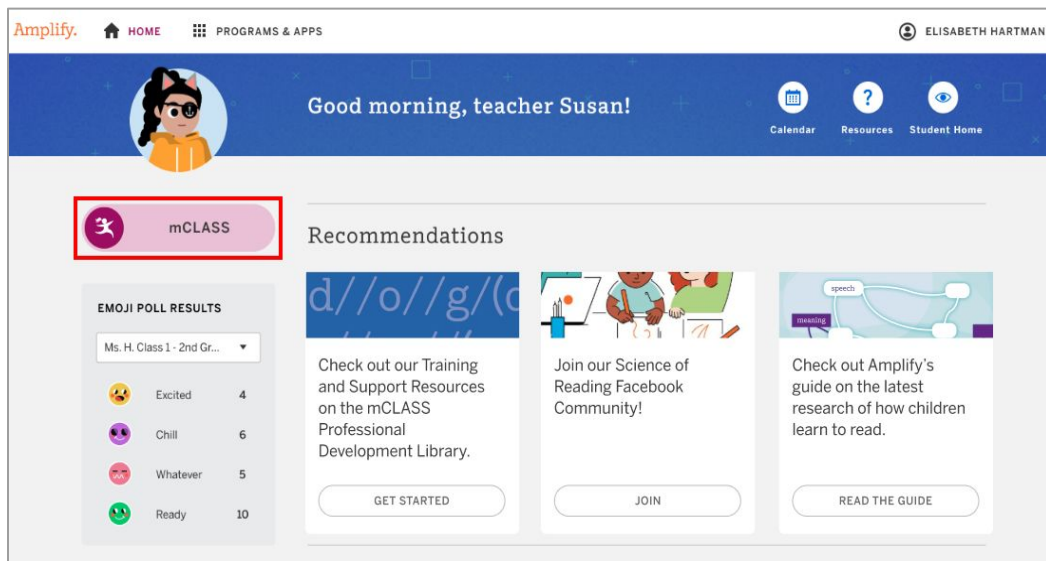
Get all logins

paandrep4522 / patricia

mCLASS Educator Home: programs and apps

The screenshot displays the mCLASS Educator Home interface. At the top, the 'Amplify.' logo is on the left, and navigation links for 'HOME' and 'PROGRAMS & APPS' are in the center. The 'PROGRAMS & APPS' link is highlighted with a red box. On the left side, a 'Programs' section lists 'Amplify Reading', 'CKLA', 'mCLASS', and 'Skills Boost'. In the center, a 'Tools' section features a purple icon for 'mCLASS Classes and Groups', which is circled in orange. Below this, the 'Other Resources' section includes 'CKLA Professional Learning', 'PD Library' (circled in orange), 'Help', 'mCLASS Resources' (circled in orange), and 'mCLASS Español Resources'. On the right, a top navigation bar shows 'NC AutoSSE', 'Log Out', 'Home', 'Admin' (circled in orange), 'Book List', and 'Support'. A large orange arrow points from the 'mCLASS Classes and Groups' icon to the 'Admin' link. A smaller orange arrow points from the 'Admin' link to a greyed-out area below it. A blue 'Contact Us' button is visible on the far right.

mCLASS Update: Questions?



Rostering



How does PowerSchool communicate with mCLASS?

- Each night, DPI extracts rostering files from PowerSchool and sends them to Amplify
- The enrollment files are uploaded to mCLASS overnight and usually finish processing by 10 AM
- Changes in PowerSchool are captured in mCLASS the next day
- No manual changes can take place in mCLASS



Can I make manual changes in mCLASS?

- All rostering must go through PowerSchool
- You should not make any manual changes in the Admin tab in mCLASS
- Manual changes will be reverted in the nightly update if those changes are not also accurately reflected in PowerSchool

min NC AUTOSSE


Groups + BATCH ENROLLMENT DOWNLOAD IMPORT HELP

00L Municipality Level Only A

Filter Staff

Staff Type Access Type ☐ Errors

Primary Staff ID (State ID)	Staff Type	Access Type	Email	User Name	Last S
-----------------------------	------------	-------------	-------	-----------	--------

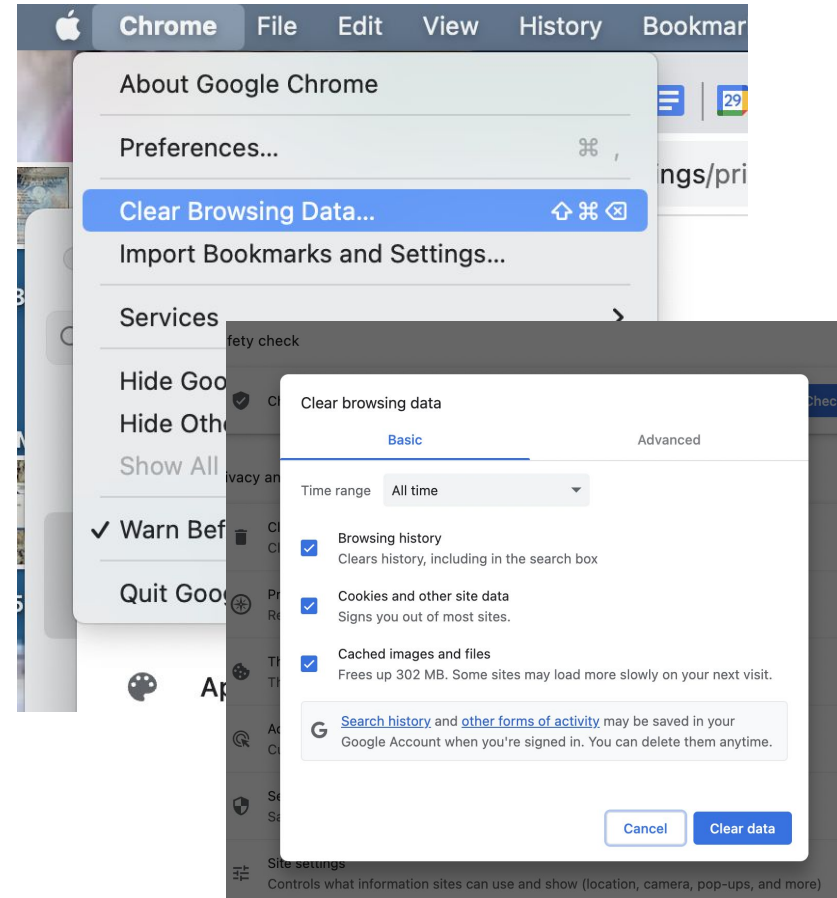


I have staff members who are not showing up in mCLASS. How do I get them added?

- In order to be included in the staff file sent to mCLASS from PowerSchool, staff members **must have a Read to Achieve role** assigned to them
- It is also important to ensure staff members are **active** (status = 1) and that they have an **email address associated with NCEdCloud**
- Once these conditions are correct in PowerSchool, the staff member will be enrolled in mCLASS the next day and be able to log into SSO via the NCEdCloud
- If a staff member receives a “user not found” message when attempting to log into mCLASS via NCEdCloud, this means they do not have a staff record enrolled in mCLASS


Why is mCLASS asking me for a password?

- mCLASS will not ask you for a password since you log in via NCEdCloud.
- If the device is asking you for a password, at one point your login went stale; you need to clear your cache/cookies from your browser.
- Another tip is to log in via an incognito window.



I have students who are not showing up in mCLASS. How do I get them added?

- In order to be included in the student file sent to mCLASS from PowerSchool, students must be properly enrolled
- To troubleshoot, check the following:
 - Student must be actively enrolled in the school (status = 0)
 - Student must be enrolled in Kindergarten, 1st grade, 2nd grade, or 3rd grade
 - Student must be enrolled in the correct course code



I have students who are not showing up in mCLASS. How do I get them added? (continued)

Student must be enrolled in one of the following course codes:

- 1050/Kindergarten
- 1051/First
- 1052/Second
- 1053/Third
- 1054/Fourth
- 1055/Fifth

If the student is enrolled in a Spanish class, they must be in one of the following course codes:

- 11512Z0
- 11512Z1
- 11512Z2
- 11512Z3
- 11512Z4
- 11512Z5

Reading Retained Students



Why are my Reading Retained students are showing up as grade 4 students?

Please be sure the correct box is checked in PowerSchool.
This will automatically make the students come through to mCLASS as Grade 3.


4. Scroll down to the **Extended Data** heading. Select **"Retained - Reading"** from the **Promotion Status** drop-down menu. Click **Submit** to save.



Extended Data	
Admission Status	MST1 ▾
Days Present	166
Days Absent	5
Unexcused Absences	
Promotion Status	Retention - Reading ▾
Promotion Status - Summer	▾
Secondary Enrollment	No ▾
Dropout Data	
Dropout Reason	▾
Verified Dropout	<input type="checkbox"/>
<div>Delete Submit</div>	

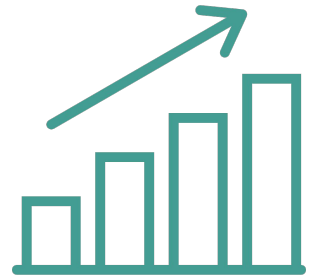
When should Reading Retained students be assessed?

Reading Retained students will follow all district benchmark assessment windows



What mCLASS measures should I use to assess Reading Retained students?

- Reading Retained students should be assessed using third grade DIBELS 8 measures plus Oral Language and Vocabulary
- Students must meet **725 Lexile** at any TOY to demonstrate proficiency during a benchmark assessment
- Students must be progress monitored between benchmarks to drive and inform instruction




mCLASS Grades 4-6



I purchased mCLASS for grades 4-6, when do they get access?

NCDPI needs to update the enrollment script pulling students from PowerSchool to mCLASS in order for these students to appear.



Amplify and NCDPI update this monthly.

Why can't my grade 5 students see the Amplify icon in NCEdCloud?

Only students in grades K-4 are automatically assigned the Amplify app/icon in NCEdCloud.

In order to add additional grade levels, please complete the form from NCDPI.



BOY Windows



BOY Windows

The image shows the mCLASS® user interface. At the top left is a 'Menu' button with a hamburger icon. In the center is the 'mCLASS®' logo with 'Middle of Year' and the date range '12/01/21 - 12/15/21' below it. At the top right are the links 'NC AutoSSE | Log Out'. Below the menu are two buttons: 'Benchmark' (active) and 'Progress'. Below these are three tabs: 'Reading' (active), 'Español', and 'Math'. At the bottom are three columns: 'DIBELS® 8 ^', 'TRC', and 'Name'. On the right side, there is a 'Demo Group' dropdown menu. A 'Sync' button with a circular arrow icon is located above the dropdown menu. This button is highlighted with an orange rectangular box, and an orange arrow points from the bottom of the box down towards the 'Demo Group' dropdown.

Menu

mCLASS®

Middle of Year
12/01/21 - 12/15/21

NC AutoSSE | Log Out

Benchmark Progress

Reading Español Math

DIBELS® 8 ^ TRC Name

Demo Group ▼

Sync

mCLASS Assessments



mCLASS measures at each grade level

Measure	Grade K	Grade 1	Grade 2	Grade 3
Letter Naming Fluency	✓	✓		
Phonemic Segmentation Fluency	✓	✓		
Nonsense Word Fluency	✓	✓	✓	✓
Word Reading Fluency	✓	✓	✓	✓
Oral Reading Fluency		✓	✓	✓
Maze (Basic Comprehension)			✓	✓
Oral Language	✓	✓	✓	✓
Vocabulary	✓	✓	✓	✓

What assessment measures are administered to students?

- All students in grades K-3 will be assessed on:
 - DIBELS 8th Edition measures specific to the students' grade level
 - Vocabulary
 - Oral Language



Required Measures - Kindergarten

Measure	Grade K BOY	Grade K MOY	Grade K EOY
Letter Naming Fluency	✓	✓	✓
Phonemic Segmentation Fluency	✓	✓	✓
Nonsense Word Fluency	✓	✓	✓
Word Reading Fluency	✓	✓	✓
Oral Language	✓	✓	✓
Vocabulary	✓	✓	✓

Required Measures - Grade 1

All measures must be given at each TOY

Measure	Grade 1
Letter Naming Fluency	✓
Phonemic Segmentation Fluency	✓
Nonsense Word Fluency	✓
Word Reading Fluency	✓
Oral Reading Fluency	✓
Vocabulary	✓
Oral Language	✓



Required Measures - Grade 2 & 3

All measures must be given at each TOY

Measure	Grade 2	Grade 3
Nonsense Word Fluency	✓	✓
Word Reading Fluency	✓	✓
Oral Reading Fluency	✓	✓
Maze	✓	✓
Vocabulary	✓	✓
Oral Language	✓	✓



DIBELS	BOY	MOY	EOY
<div> Maze Maze is required for the composite score. Learn how to complete Maze online or enter paper-pencil results here. </div> <div>×</div>			
Composite Score	 Paused	 —	 —
Letter Sounds NWF-CLS	17 Well Below	 Assess	 Assess
Decoding NWF-WRC	3 Well Below	—	—
Word Reading WRF	40 Benchmark	 Assess	 Assess
Reading Fluency ORF	205 Above	 Assess	 Assess
Reading Accuracy ORF-Accu	100 Benchmark	—	—
Basic Comprehension Maze	—	—	—
Oral Language	BOY	MOY	EOY
Oral Language OL	 Assess	 Assess	 Assess

Name	Benchmark	
	Maze	Vocabulary
All Students	—	—
Aashdown_1, Karen		✓
Grade 2		
Aastly_2, Robert	✓	✓
Aattleson_2, Sue	✓	✓
Grade 3		
Aavery_3, Daniel	✓	✓
Aazoroth_3, Michelle	✓	✓

Assigning Online Measures: Maze and Vocabulary



Assessment Modalities

1:1 Teacher/Student

- LNF
- PSF
- NWF
- WRF
- ORF
- Oral Language



Student on Device

- Maze
- Vocabulary



mCLASS educator home: assessment

Amplify. mCLASS REPORTING ASSESSMENT ELISABETH HARTMAN

Teacher-Administered Assessment Student Online Assessment

DISTRICT
D8 DSM Dis

SETUP

Name

All Students

Pre-Kindergarten
Aandre_Pre-K,
Patricia

Teacher-Administered Assessment

mCLASS® Access BurstFull | Log Out

Grade 5 Beginning of Year
07/04/23 - 07/05/23

Sync

Menu

Benchmark Progress

Reading Español Math CPchanges

DIBELS®8	Intervention Placement	Name
Paused	Completed	Grade41 DemoStud9
Paused	Completed	kk21 Class2
255 Well Below	Completed	jj31 Class3

Get all logins

paandrep4522 / patricia

Select Class

mCLASS®

SUSAN MCARTHUR

HOME

ADMIN

HELP

LOG OUT

DISTRICT

Dumbo

SCHOOL

Washington Elementary

CLASS/GROUP

Ms. McArthur Reading

ASSESSMENT PERIOD

BOY 8/12/20 - 9/15/20

SETUP

STATUS


How to get started with online assessments

Name	Benchmark						PM	Username / Password
	Maze	Vocabulary	Spelling	TRO	Decoding	RAN	Maze	
All Students	<input type="checkbox"/>	<input type="checkbox"/>	<input type="checkbox"/>	<input type="checkbox"/>	<input type="checkbox"/>	<input type="checkbox"/>	<input type="checkbox"/>	
Bindi, Hasim	<input type="checkbox"/>	<input type="checkbox"/>	<input type="checkbox"/>	<input type="checkbox"/>	<input type="checkbox"/>	<input type="checkbox"/>	<input type="checkbox"/>	
Frank, Ella	<input type="checkbox"/>	<input type="checkbox"/>	<input type="checkbox"/>	<input type="checkbox"/>	<input type="checkbox"/>	<input type="checkbox"/>	<input type="checkbox"/>	

Review Available Measures


Name	Benchmark		PM
All Students	<div>Maze</div> <input type="checkbox"/>	<div>Vocabulary</div> <input type="checkbox"/>	<div>Maze</div> <input type="checkbox"/>
Grade 2			
	<input type="checkbox"/>	<input type="checkbox"/>	<input type="checkbox"/>
	<input type="checkbox"/>	<input type="checkbox"/>	<input type="checkbox"/>
	<input type="checkbox"/>	<input type="checkbox"/>	<input type="checkbox"/>
	<input type="checkbox"/>	<input type="checkbox"/>	<input type="checkbox"/>
	<input type="checkbox"/>	<input type="checkbox"/>	<input type="checkbox"/>
	<input type="checkbox"/>	<input type="checkbox"/>	<input type="checkbox"/>






Assign Assessments to Students



Name	Benchmark		PM
	Maze	Vocabulary	Maze
All Students	<input checked="" type="checkbox"/>	<input checked="" type="checkbox"/>	<input type="checkbox"/>
Grade 2			
	<input checked="" type="checkbox"/>	<input checked="" type="checkbox"/>	<input type="checkbox"/>
	<input checked="" type="checkbox"/>	<input checked="" type="checkbox"/>	<input type="checkbox"/>
	<input checked="" type="checkbox"/>	<input checked="" type="checkbox"/>	<input type="checkbox"/>
	<input checked="" type="checkbox"/>	<input checked="" type="checkbox"/>	<input type="checkbox"/>
	<input checked="" type="checkbox"/>	<input checked="" type="checkbox"/>	<input type="checkbox"/>
	<input checked="" type="checkbox"/>	<input checked="" type="checkbox"/>	<input type="checkbox"/>

Student log in for online assessments



 HOME  Classes & Groups  HELP  LOG OUT


DISTRICT

Wake County Schools

SCHOOL

Adams Elementary

CLASS/GROUP





ASSESSMENT PERIOD
BOY 7/15/2022 - 8/26/2022


SETUP

STATUS

* Assigned by another educator

 [How to get started with online assessment](#)

Name	Benchmark		PM	Amplify Username/Password
All Students	<div>Maze</div> <input checked="" type="checkbox"/>	<div>Vocabulary</div> <input checked="" type="checkbox"/>	<input type="checkbox"/>	<div>Your district uses SSO. Students should use NCEdCloud credentials to log in.</div>
Grade 2				
	<input checked="" type="checkbox"/> *	<input checked="" type="checkbox"/> *	<input type="checkbox"/>	
	<input checked="" type="checkbox"/> *	<input checked="" type="checkbox"/> *	<input type="checkbox"/>	
	<input checked="" type="checkbox"/> *	<input checked="" type="checkbox"/> *	<input type="checkbox"/>	



Assigning Measures at the District Level

mCLASS®

USER DEMO | HOME | ADMIN | HELP | LOG OUT

DISTRICT: Demo District ▼ SCHOOL: All Schools

CLASS VIEW: Off

[? How to use district-level assessment management](#)

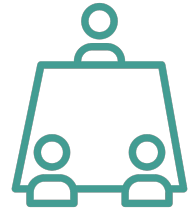
Time of Year	Benchmark							
	Maze	Vocabulary	Spelling	TRO	Decoding	Vocabulario	Ortografía	RAN
Kindergarten								
Beginning of Year		<input type="checkbox"/>				<input type="checkbox"/>		<input type="checkbox"/>
Middle of Year		<input type="checkbox"/>	<input type="checkbox"/>			<input type="checkbox"/>	<input type="checkbox"/>	<input type="checkbox"/>
End of Year		<input type="checkbox"/>	<input checked="" type="checkbox"/>			<input type="checkbox"/>	<input type="checkbox"/>	<input type="checkbox"/>
Grade 1								
Beginning of Year		<input type="checkbox"/>	<input type="checkbox"/>	<input type="checkbox"/>	<input type="checkbox"/>	<input type="checkbox"/>	<input type="checkbox"/>	<input type="checkbox"/>
Middle of Year		<input type="checkbox"/>	<input checked="" type="checkbox"/>	<input type="checkbox"/>	<input type="checkbox"/>	<input type="checkbox"/>	<input type="checkbox"/>	<input type="checkbox"/>
End of Year		<input type="checkbox"/>	<input type="checkbox"/>	<input type="checkbox"/>	<input type="checkbox"/>	<input type="checkbox"/>	<input type="checkbox"/>	<input type="checkbox"/>

Creating Groups



What if someone who does not have an official class in PowerSchool needs to assess students on the mCLASS assessment platform?

- Only one teacher will be assigned to a class
- You cannot add additional staff members to a class manually in mCLASS as those changes will be reverted nightly
- You **can create a group** to assess students not assigned to you



Creating School Level Groups

The image illustrates the steps to create school-level groups in the Amplify mCLASS platform, shown across three sequential screenshots.

Screenshot 1 (Top): The Amplify homepage for user ELISABETH HARTMAN. The **PROGRAMS & APPS** menu is highlighted with an orange box and an arrow pointing to the next screenshot.

Screenshot 2 (Middle): The **PROGRAMS & APPS** menu is open. The **mCLASS Classes and Groups** icon is highlighted with an orange box and an arrow pointing to the next screenshot.

Screenshot 3 (Bottom): The **mCLASS Admin** tool is highlighted with an orange box and an arrow pointing to it from the previous screenshot. The interface shows various tools and resources available to the user.

Tools Available:

- mCLASS
- mCLASS Classes and Groups
- My Account
- My Content
- mCLASS Assessment Importer
- PD Library
- Help
- mCLASS Resources
- Administrator Reports
- Educator Home
- mCLASS Admin
- mCLASS Assessment Importer
- Student Home
- TRC Book Management
- mCLASS Español Resources
- mCLASS Intervention Hub
- mCLASS Math Resources
- mCLASS Resources
- PD Library

Create a Group Instructions

Staff Students Classes **Groups** + BATCH ENROLLMENT DOWNLOAD IMPORT HELP

NC DPI **Add Groups** ▼

Find Groups

Enter Group Name Video Tutorial

0 Groups

Group Name	Group Creator	Staff	Students
------------	---------------	-------	----------

Name the Group

Add Groups

Group Name *

Demo Group



+ Add Row

Submit

CANCEL

Add Staff Members

Demo Group

NC DPI



Group Name

Demo Group

Staff

Assign Staff ▾

1 Assigned Staff

ALL ☐

AutoSSE, NC **GROUP CREATOR**

UNASSIGN ☐

School Administrat... | System Acce... | ncautos... | NC D...

Add Students

Students

Assign Students ▼

0 Assigned Students

Save Changes

Demo Group

NC DPI

Group | 1 | --

Group Name

Demo Group

Save Changes

Cancel

Delete

Help

Lectura in NC



mCLASS



Asset-based understanding of a child's biliteracy skills.

Instruction that leverages **cross-linguistic transfer**, based on those assets.

Assessment Guidelines:

Lectura, DIBELS 8 , or both languages



Spanish DL/I Classroom that is 50/50 or other instructional time allotments like 70/30 or 60/40	Spanish DL/I Classroom that is 100%, 90/10 or 80/20
DIBELS 8 (English) is required	Testing can be done exclusively with Lectura (Spanish)
Can choose to assess with Lectura (Spanish)	Can choose to assess with DIBELS 8 (English)
Funding is provided for both English and Spanish assessments	

** Schools may choose a different benchmark window for Lectura than DIBELS 8

Dual language report




DIBELS 8th Ed.




Lectura

Phonological Awareness

Gabriel has strong skills in phonological awareness in Spanish at both the syllable and phoneme levels and needs to build skills in phonological awareness in English. During instruction, consider cross-language transfer or whether the sounds transfer between languages. Build on sounds that are similar across languages, and highlight sounds that are different. Start with earlier phonological awareness skills like blending and segmenting at the syllable and onset-rime levels before moving to phonemes.

 **For students with developing or emerging skills in English language, start instruction with sounds the student already knows. Then, focus on recognizing and distinguishing all of the sounds in English.**

 Cross-Linguistic Transfer: Phonological Awareness

mCLASS®

District: DUMBO School: Washington Elementary Class / Group: Andi Brown G1

Andi Brown HOME PRINT ADMIN HELP LOGOUT

Benchmark Progress Instruction Home Connect Dual Language

Grade 1

How to read Dual Language details

Name

- Archuleta, Gabriel
- Benavidez, Daniel
- Campos, Sophia
- Carvajal, Alexander
- Delao, Camilla
- Desilva, Christian
- Diaz, Eduardo
- Escalera, Javier
- Esquivel, Jennifer
- Gray, Jose
- Maroto, Luciana
- Montreal, Sergio
- Morgan, Joselyn
- Ocampo, Rosa
- Pascua, Luis
- Rojas, Mariana
- Ruiz, Andres
- Thomas, Miguel
- Vega, Angel
- Zendejas, Josephine

Beginning of Year Middle of Year End of Year

Gabriel Archuleta

Gabriel demonstrates higher performance on Spanish literacy assessments than English literacy assessments. Gabriel applies strong foundational skills in Spanish to read and comprehend text. Gabriel may need additional support in English language, foundational skills, and in applying foundational skills to read and comprehend text.

Teach Gabriel to apply Spanish letter-sound knowledge to English: review letter-sound correspondences that are similar across both languages and point out those that are different in English.

	Letter Names	Phonological Awareness	Decoding	Word Reading	Reading Accuracy	Reading Fluency
English	30 Well Below	34 Below	0 Well Below	10 Below	40% Well Below	4 Well Below
Spanish	51 Benchmark	37 Benchmark	33 Benchmark	20 Below	87% Benchmark	42 Below


Overall Literacy Skill

English **DEVELOPING** Spanish **ON TRACK**

Supporting Gabriel's Biliteracy Development

Phonological Awareness


Gabriel has strong skills in phonological awareness in Spanish at both the syllable and phoneme levels and needs to build skills in phonological awareness in English. During instruction, consider cross-language transfer or whether the sounds transfer between languages. Build on sounds that are similar across languages, and highlight sounds that are different. Start with earlier phonological awareness skills like blending and segmenting at the syllable and onset-rime levels before moving to phonemes.

 **For students with developing or emerging skills in English language, start instruction with sounds the student already knows. Then, focus on recognizing and distinguishing all of the sounds in English.**

☐ Cross-Linguistic Transfer: Phonological Awareness

Letter Sounds and Decoding

Gabriel has strong skills in phonics in Spanish (letter sound correspondence and blending sounds into syllables) and needs to build letter sound and decoding skills in English. During instruction, consider cross-language transfer: sounds and letter combinations that are transferable (e.g., m, s, t) and non-transferable (e.g., r, n, ñ) from Spanish to English. Highlight sounds and letter combinations present and not present in the child's native language. Include extra modeling and examples of words that include the sounds and letter combinations. During instruction, use words with meanings the student understands so the focus can be on alphabetic principle and basic phonics.

 **Scaffold: For students with developing or emerging skills in English language, start instruction with sounds the student already knows. Then, focus on recognizing and distinguishing all of the sounds in English (e.g., English-only digraphs such as sh and th).**

☐ Cross-Linguistic Transfer: Letter Sounds and Decoding

	English	Spanish
Phoneme Segmentation	34 Below	37 Benchmark
Phoneme Segmentation Fluency PSF		
Syllable Segmentation		33 Benchmark
Fluidez En La Segmentación De Sílabas PSS		
Decoding	0 Well Below	
Nonsense Word Fluency NWF		
Decodificación		33 Benchmark
Fluidez En Leer Sonidos De Sílabas LSS		

mCLASS Lectura skills and measures

Skill	Measures	Grade K	Grade 1	Grade 2	Grade 3	Grade 4-6
Letter Naming	FNL (Fluidez en nombrar letras)	✓	✓	✓ ²		
Phonological Awareness	◆ FSS (Fluidez en la segmentación de sílabas)	✓	✓			
	◆ QQ (¿Qué queda?)	✓ ²	✓ ²	✓ ²		
Alphabetic Principle	◆ FSL (Fluidez en los sonidos de letras)	✓ ¹	✓			
	◆ LSS (Fluidez en los sonidos de sílabas)	✓	✓			
	FEP (Fluidez en palabras)	✓	✓	✓	✓	
Fluency	FLO (Fluidez en lectura oral)		✓	✓	✓	✓
Comprehension	CP (¿Cuál palabra?)		✓ ²	✓	✓	✓

◆ Specific to Spanish assessment

¹K-Inicio option available ²Optional measures

Invalidations



Invalidations



- There are times when a teacher will need to invalidate an assessment.
- In the event that there is a valid reason to invalidate an assessment, teachers will need to gain approval in order to process the invalidation.

School-Level Approval

The teacher requests approval for an invalidation from a school-level administrator and provides a valid reason for requesting the invalidation.



District-Level Approval

The school-level administrator reaches out to the district Read to Achieve contact to approve the invalidation.



Approval Communication

District RtA contact approves the request and notifies the school-level administrator who notifies the teacher.



Teacher Processes Invalidation

The teacher invalidates the assessment.
Once the score is invalidated, the teacher
can reassess



Teacher Processes Invalidation



Daniel Aavery_3

Grade 3 Middle of Year
Oral Reading Fluency ORF

1:00

Invalidate

Done

Why We Need Water

- ⊗ There are many reasons we need to drink water. The cells in
- ⊗ our bodies need it to help us live and grow. The water we drink
- ⊗ gets rid of waste that we have inside of us. It also controls how hot
- ⊗ or cool our body is. Water is in everything we eat and drink.
- ⊗ We must replace the water that our body sweats out. It can
- ⊗ make our^{sc} skin dry and give us a headache. If we don't drink water
- ⊗ it can make it hard for us to pay attention. Our body may also feel
- ⊗ very tired. Without water, our body cannot fight off colds. Our
- ⊗ body is more than half water.

The assessing teacher is the only person able to invalidate an assessment. This is done on the mCLASS Assessment site by clicking this button.

Invalidation Information



Please note: districts can determine if an additional documentation process is needed at the local level.

Invalidations



Amplify Assessment Invalidation Process

1. Teacher requests approval for an invalidation from a school-level administrator and provides a valid reason for requesting the invalidation.
2. School-level administrator reaches out to the district Read to Achieve (RtA) contact to approve the invalidation.
3. District RtA contact approves the request and notifies the school-level administrator who notifies the teacher.
4. Teacher invalidates assessment.

Q&A



Don't forget...

← → ↻ amplify.com/northcarolina

Amplify.

Programs ▾

Services

Resources ▾

Community

Support ▾

📍 US ▾

We have
a website!

Welcome, North Carolina educators!

North Carolina's Department of Public Instruction (DPI) selected mCLASS DIBELS® 8th Edition as the state's K-3 Literacy Assessment. mCLASS is an integrated literacy system based on the [Science of Reading](#). mCLASS has been revised and upgraded from the assessment NC districts have used in the past, based on the latest research and the Science of Reading. It is a valid and reliable assessment, supporting universal literacy screening, screening for risk of dyslexia, and progress monitoring.

What's new?




Amplify.

Additional Questions?

- Visit the North Carolina/Amplify microsite at amplify.com/north-carolina
- Consult the NCDPI Read to Achieve FAQs
- Contact the Amplify Help Desk via chat in the mCLASS platform, at 800-823-1969 or at help@amplify.com

NC/Amplify Microsite



NCDPI Read to
Achieve FAQs

