

Amplify.




North Carolina Department of
PUBLIC INSTRUCTION

North Carolina mCLASS Webinar: Preparing for BOY

Tech/Enrollment for CHARTERS
23-24

mCLASS®



Your North Carolina Amplify Team



Alex Ludtke
Associate Director,
Customer Success
State Initiatives



Donna Bright
Senior Professional
Development
Strategist



Jennifer Eason
NC Account Executive



Marlon Campbell
Customer Success
Manager



Tayla Drowns
Associate Customer
Success Manager




Tyler Mayes
Customer Success
Specialist

Amplify.

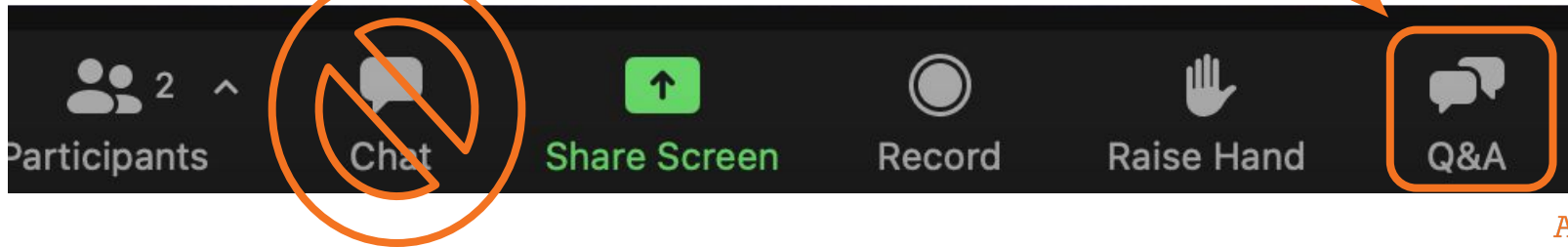
Today's Goals

- Share information to support charter schools implementing mCLASS for BOY assessments
- Answer frequently asked questions
- Provide time to answer questions live



Zoom Tools

- Use the Q&A box to ask your questions
- We will place all links we reference in the chat
- Please do not use the chat to ask questions



Before we begin... did you know?

← → ↻ amplify.com/northcarolina

Amplify.

Programs ▾

Services

Resources ▾

Community

Support ▾

📍 US ▾

We have
a website!

Welcome, North Carolina educators!

North Carolina's Department of Public Instruction (DPI) selected mCLASS DIBELS® 8th Edition as the state's K-3 Literacy Assessment. mCLASS is an integrated literacy system based on the [Science of Reading](#). mCLASS has been revised and upgraded from the assessment NC districts have used in the past, based on the latest research and the Science of Reading. It is a valid and reliable assessment, supporting universal literacy screening, screening for risk of dyslexia, and progress monitoring.

What's new?



Amplify.

Accessing mCLASS



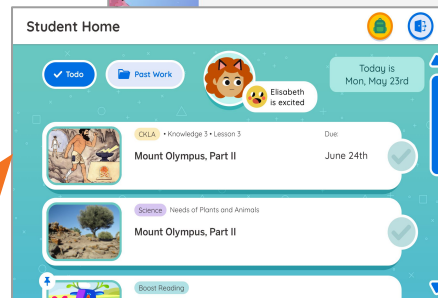
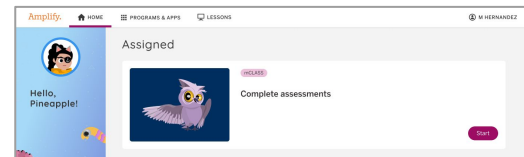
Educator Home and Student Home

mCLASS educators and administrators will land on Educator Home

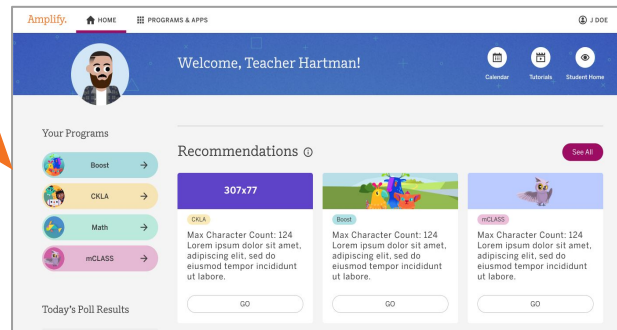
NCEdCloud

Amplify.

mCLASS students will land on Student Home

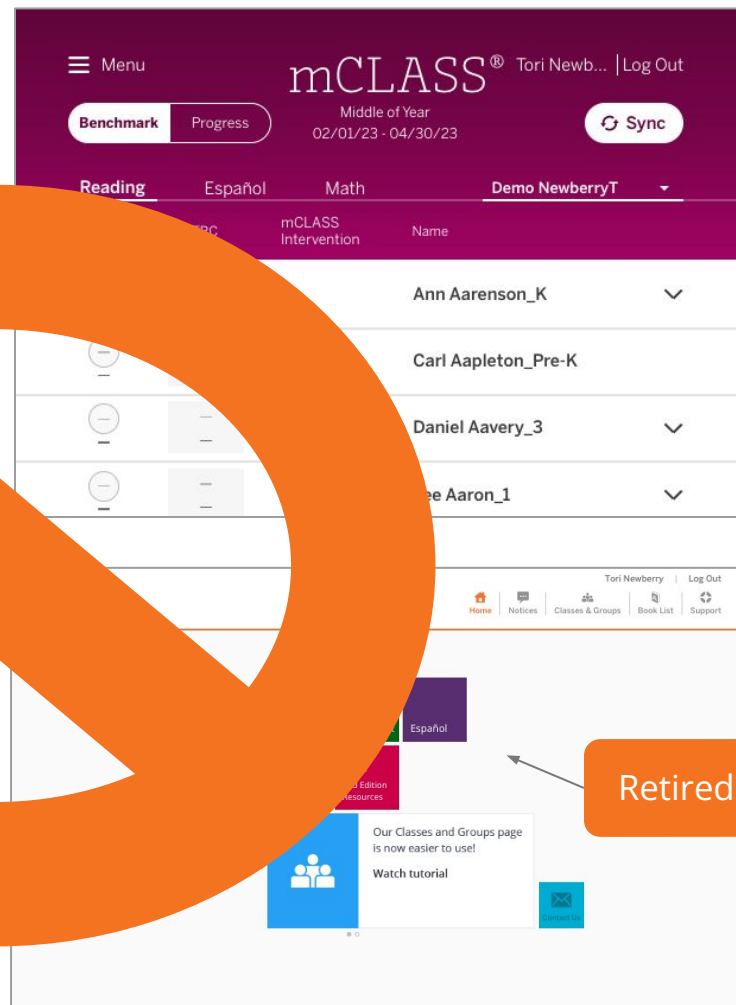
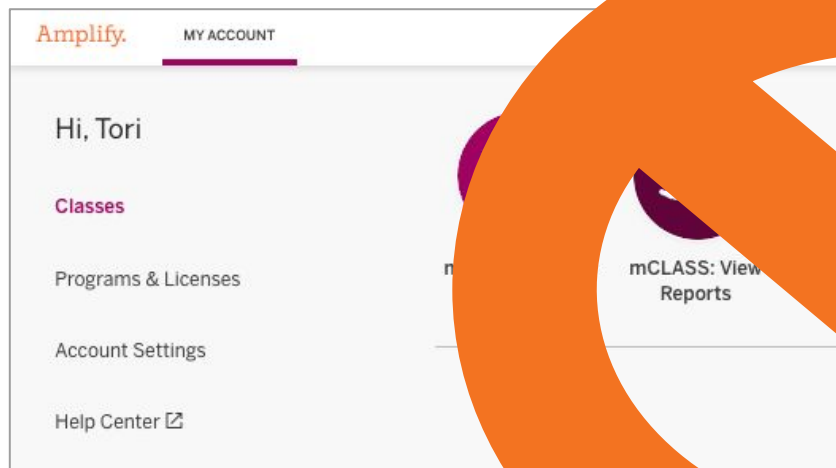


Student Homes



Educator Home

Retired educator flow



Retired on 7/1/23

mCLASS educator home

This screenshot shows the mCLASS educator home for a user named Susan. The interface includes a top navigation bar with 'Amplify.', 'HOME', 'PROGRAMS & APPS', and a user profile 'ELISABETH HARTMAN'. A blue header bar displays a greeting 'Good morning, teacher Susan!' and icons for 'Calendar', 'Resources', and 'Student Home'. On the left, a sidebar contains a red-bordered button labeled 'mCLASS' and an 'EMOJI POLL RESULTS' section for 'Ms. H. Class 1 - 2nd Gr...' showing counts for 'Excited' (4), 'Chill' (6), 'Whatever' (5), and 'Ready' (10). The main content area features a 'Recommendations' section with two cards: one for 'Training and Support Resources on the mCLASS Professional Development Library' with a 'GET STARTED' button, and another for 'Science of Reading Facebook Community' with a 'JOIN' button.

Only educator home access to mCLASS

This screenshot shows the mCLASS educator home for a user named Teacher Hartman. The top navigation bar includes 'Amplify.', 'HOME', 'PROGRAMS & APPS', and a user profile 'J DOE'. The blue header bar says 'Welcome, Teacher Hartman!' and includes icons for 'Calendar', 'Tutorials', and 'Student Home'. The left sidebar features a red-bordered button labeled 'mCLASS' and a 'Your Programs' section listing 'Boost', 'CKLA', and 'mCLASS' with arrows. The main content area has a 'Recommendations' section with three cards: 'Boost' (with a 'GO' button), 'CKLA' (with a 'Launch' button), and 'mCLASS' (with a 'View' button). The 'mCLASS' card mentions 'DIBELS 8/ Lectura reporting data'. Below the recommendations is a 'Today's Poll Results' section for 'Ms. H. Class 1 - 2nd Gr...'.

Multi-product user

Educator Home: mCLASS Administrator and Specialist log in

Amplify


HOME

mCLASS

REPORTING

ASSESSMENT

DEMO

 ELISABETH HARTMAN

ADMIN REPORTING

ENGLISH CLASSROOM REPORTING


SPANISH CLASSROOM REPORTING

My Reports

My Dashboard

View My Data


Help



Please note: [Visit this help topic](#) for an overview of recent updates to the Reporting and Analysis Suite. You can access the online help at any time by clicking the blue **Help** link in the banner at the top of a Reporting page.

Show reports saved or sent to me during: 2020 - 2021 ▾

My Saved Reports



1_Comparing Measures Demo 9-22-21

Description:

[Edit](#) | [Delete](#)

Reports Sent to Me

Your colleagues can share reports with you. When they do, you will see your shared reports here, instead of this message.

10

Educator Home: mCLASS teacher log in

HOME
PROGRAMS

Your Programs

Boost →

CKLA →

mCLASS →

Today's Poll Results

Ms. H. Class 1 - 2nd Gr...

Excited 4

REPORTING
ASSESSMENT
DEMO
ELISABETH HARTMAN

English Classroom Reporting
Spanish Classroom Reporting

District: Lyndon District

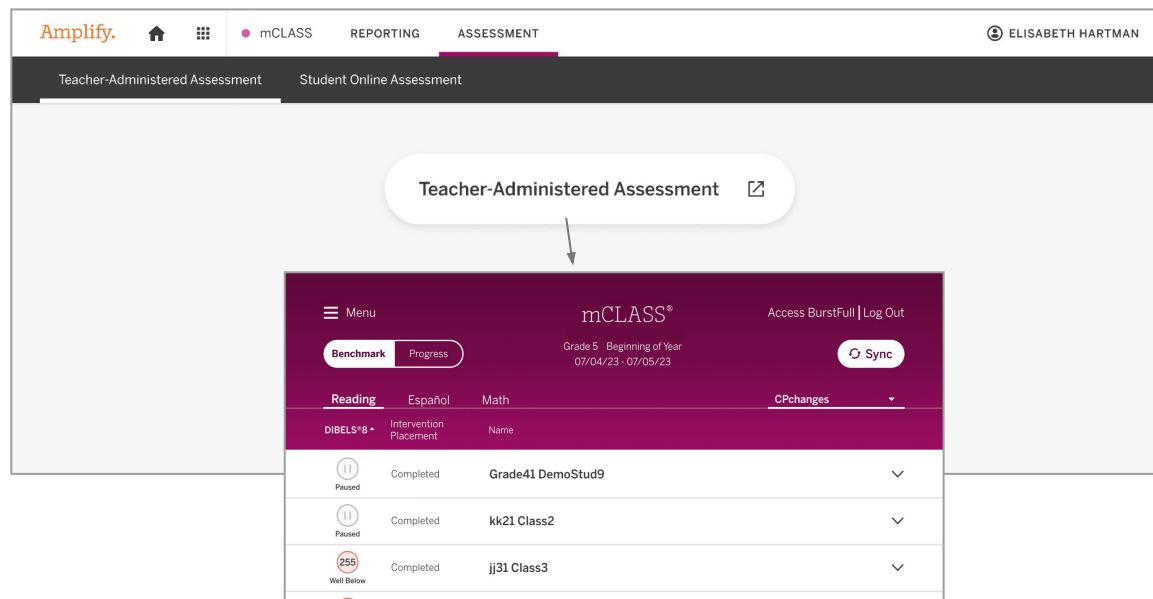
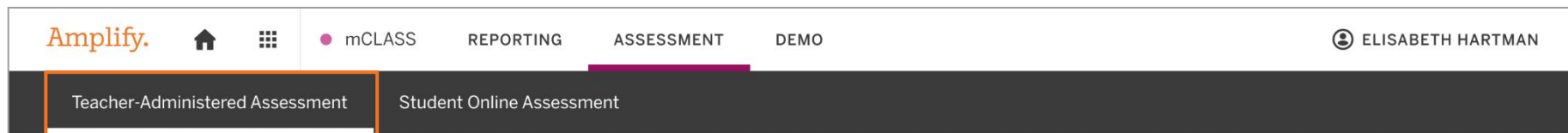
School: Oakdale School

Class / Group: Hartman Grade 1

Benchmark
Progress
Instruction
Home Connect
Dual Language

Beginning of Year	Middle of Year	End of Year	Summary
	Composite	Phonemic Awareness FSS	Letter Sounds NWF-CLS
		Decoding NWF-WRC	Word Reading WRF
		Reading Fluency ORF	Basic Comprehension Maze
Class Summary	Well Below Benchmark	10% 2 Students	30% 6 Students
20/26 Students assessed	Below Benchmark	20% 4 Students	20% 4 Students
7 Not assessed	At Benchmark	55% 11 Students	45% 9 Students

mCLASS educator home: assessment



mCLASS App

mCLASS educator home: assessment

Amplify. mCLASS REPORTING ASSESSMENT ELISABETH HARTMAN

Teacher-Administered Assessment **Student Online Assessment**

DISTRICT
D8 DSM Dis

SETUP

Name

All Students ☐ ☐ ☐

Pre-Kindergarten
Aandre_Pre-K,
Patricia

Teacher-Administered Assessment

mCLASS® Access BurstFull | Log Out

Grade 5 Beginning of Year
07/04/23 - 07/05/23 Sync

Reading Español Math CPchanges

DIBELS®8	Intervention Placement	Name	
	Completed	Grade41 DemoStud9	▼
	Completed	kk21 Class2	▼
	Completed	jj31 Class3	▼

Get all logins ▼

paandrep4522 / patricia

mCLASS Educator Home: programs and apps

The screenshot displays the mCLASS Educator Home interface. At the top, the 'Amplify.' logo is on the left, and navigation links for 'HOME' and 'PROGRAMS & APPS' are in the center. The 'PROGRAMS & APPS' link is highlighted with a red box. On the left side, a 'Programs' section lists 'Amplify Reading', 'CKLA', 'mCLASS', and 'Skills Boost'. In the center, a 'Tools' section features a purple icon for 'mCLASS Classes and Groups', which is circled in orange. Below this, the 'Other Resources' section includes 'CKLA Professional Learning', 'PD Library' (circled in orange), 'Help', 'mCLASS Resources' (circled in orange), and 'mCLASS Español Resources'. On the right side, a user profile for 'NC AutoSSE' is shown with a 'Log Out' button. Below the profile, a row of links includes 'Home', 'Admin' (circled in orange), 'Book List', and 'Support'. A large orange arrow points from the 'mCLASS Classes and Groups' icon to the 'Admin' link. A blue 'Contact Us' button is located at the bottom right.

Amplify. HOME PROGRAMS & APPS

Programs

- Amplify Reading
- CKLA
- mCLASS
- Skills Boost

Tools

- mCLASS Classes and Groups

Other Resources

- CKLA Professional Learning
- PD Library
- Help
- mCLASS Resources
- mCLASS Español Resources

NC AutoSSE | Log Out

Home | Admin | Book List | Support

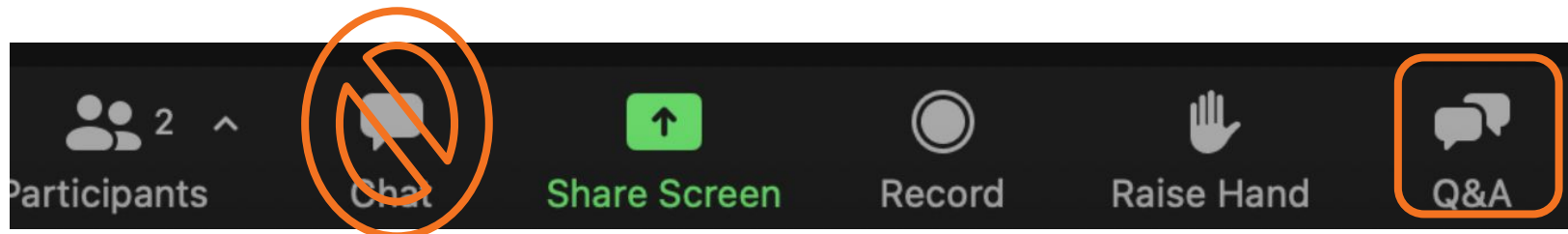
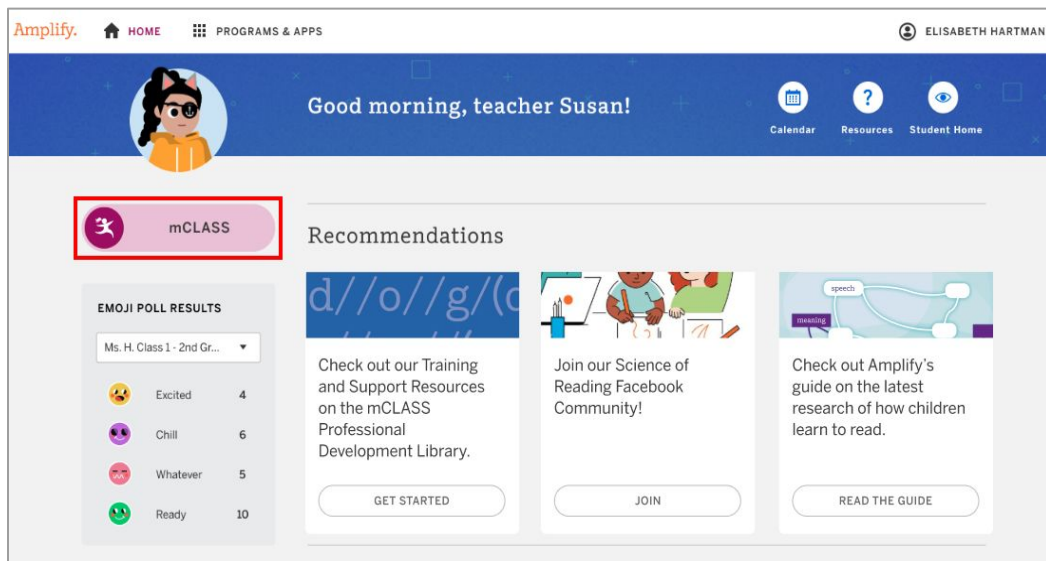
Contact Us

Wait! Why can't we see the Amplify icon in NCEdCloud?

If you do not have the Amplify icon available in NCEdCloud, please reach out to Tonia Parish to get connected to the folks at NCDPI to turn this on for your charter school.



mCLASS Update: Questions?



Rostering



How does PowerSchool communicate with mCLASS?

- Each night, DPI extracts rostering files from PowerSchool and sends them to Amplify
- The enrollment files are uploaded to mCLASS overnight and usually finish processing by 10 AM
- Changes in PowerSchool are captured in mCLASS the next day
- No manual changes can take place in mCLASS



Can I make manual changes in mCLASS?

- All rostering must go through PowerSchool
- You should not make any manual changes in the Admin tab in mCLASS
- Manual changes will be reverted in the nightly update if those changes are not also accurately reflected in PowerSchool

min NC AUTOSSE


Groups + BATCH ENROLLMENT DOWNLOAD IMPORT HELP

Municipality Level Only A

Filter Staff

Staff Type Access Type ☐ Errors

Primary Staff ID (State ID)	Staff Type	Access Type	Email	User Name	Last S
-----------------------------	------------	-------------	-------	-----------	--------



I have staff members who are not showing up in mCLASS. How do I get them added?

- In order to be included in the staff file sent to mCLASS from PowerSchool, staff members **must have a Read to Achieve role** assigned to them
- It is also important to ensure staff members are **active** (status = 1) and that they have an **email address associated with NCEdCloud**
- Once these conditions are correct in PowerSchool, the staff member will be enrolled in mCLASS the next day and be able to log into SSO via the NCEdCloud
- If a staff member receives a “user not found” message when attempting to log into mCLASS via NCEdCloud, this means they do not have a staff record enrolled in mCLASS

I have students who are not showing up in mCLASS. How do I get them added?

- In order to be included in the student file sent to mCLASS from PowerSchool, students must be properly enrolled
- To troubleshoot, check the following:
 - Student must be actively enrolled in the school (status = 0)
 - Student must be enrolled in Kindergarten, 1st grade, 2nd grade, or 3rd grade
 - Student must be enrolled in the correct course code



I have students who are not showing up in mCLASS. How do I get them added? (continued)

Student must be enrolled in one of the following course codes:

- 1050/Kindergarten
- 1051/First
- 1052/Second
- 1053/Third
- 1054/Fourth
- 1055/Fifth

If the student is enrolled in a Spanish class, they must be in one of the following course codes:

- 11512Z0
- 11512Z1
- 11512Z2
- 11512Z3
- 11512Z4
- 11512Z5

I have the correct PowerSchool coding, why are we not in mCLASS?

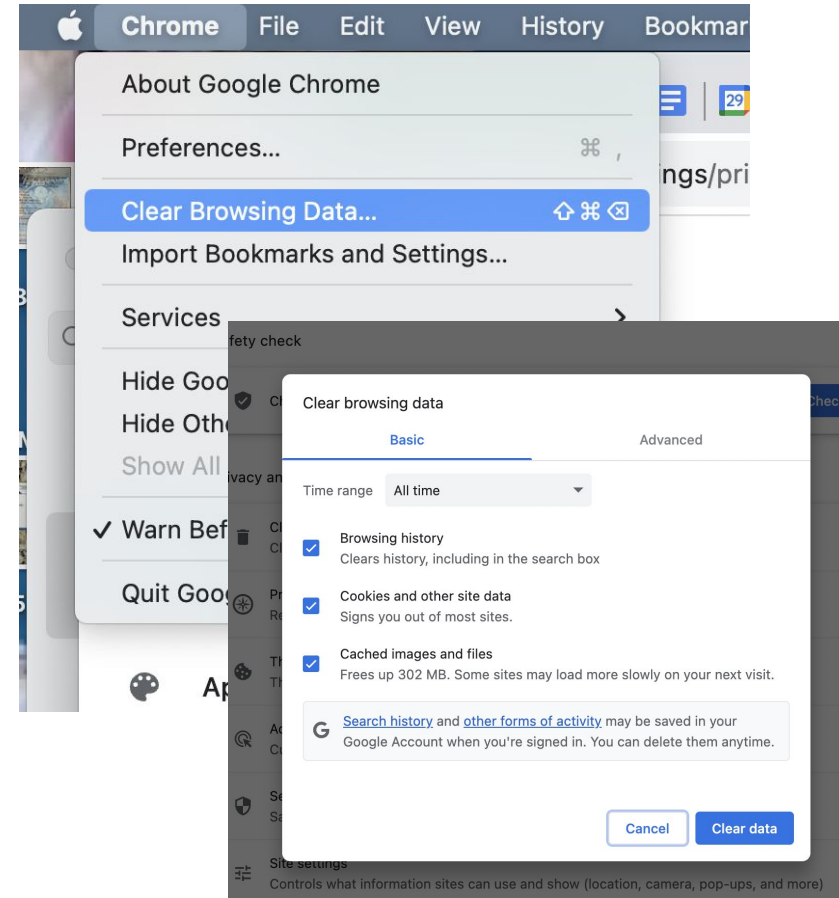
Charter schools are not automatically included in the enrollment files, they must be added.

If you are a new Charter user this year, you may not be on the list with NCDPI's enrollment team. Please check with Tyler or Alex to see if you are included on the enrollment pull.



Why is mCLASS asking me for a password?

- mCLASS will not ask you for a password since you log in via NCEdCloud.
- If the device is asking you for a password, at one point your login went stale; you need to clear your cache/cookies from your browser.
- Another tip is to log in via an incognito window.



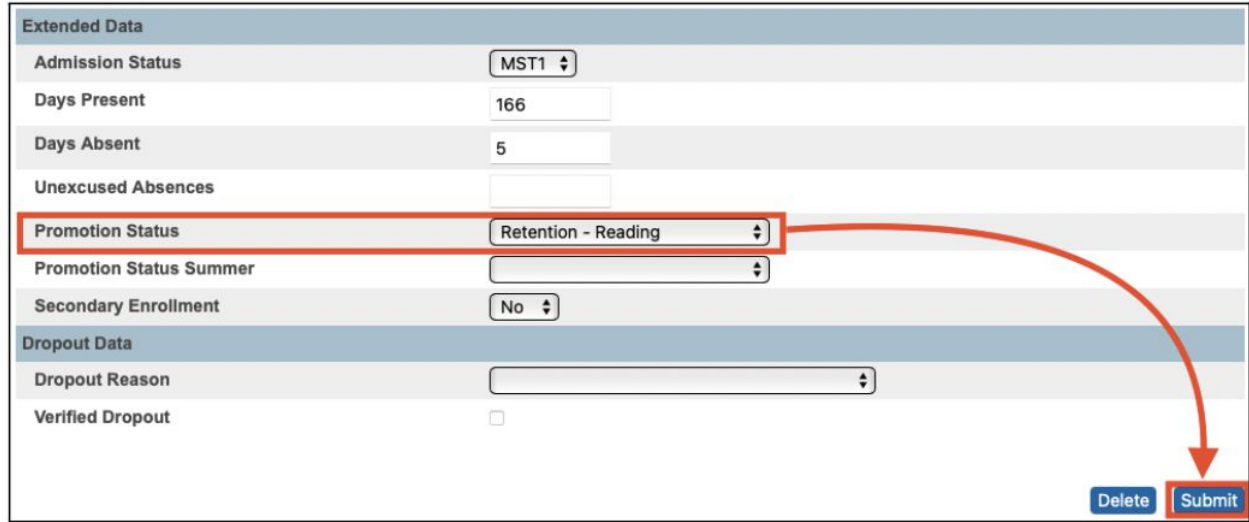
Reading Retained Students



Why are my Reading Retained students are showing up as grade 4 students?

Please be sure the correct box is checked in PowerSchool.
This will automatically make the students come through to mCLASS as Grade 3.

4. Scroll down to the **Extended Data** heading. Select “**Retained - Reading**” from the **Promotion Status** drop-down menu. Click **Submit** to save.




The screenshot shows the 'Extended Data' section of a PowerSchool form. The 'Promotion Status' dropdown menu is highlighted with a red box and contains the text 'Retention - Reading'. A red arrow points from this box to the 'Submit' button at the bottom right of the form. The 'Submit' button is also highlighted with a red box. Other fields visible include 'Admission Status' (MST1), 'Days Present' (166), 'Days Absent' (5), 'Unexcused Absences', 'Promotion Status Summer', 'Secondary Enrollment' (No), 'Dropout Reason', and 'Verified Dropout' (checkbox).

Extended Data	
Admission Status	MST1
Days Present	166
Days Absent	5
Unexcused Absences	
Promotion Status	Retention - Reading
Promotion Status Summer	
Secondary Enrollment	No
Dropout Data	
Dropout Reason	
Verified Dropout	<input type="checkbox"/>

Buttons: Delete, Submit

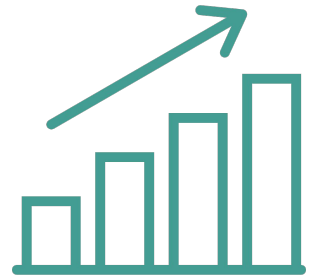
When should Reading Retained students be assessed?

Reading Retained students will follow all district benchmark assessment windows



What mCLASS measures should I use to assess Reading Retained students?

- Reading Retained students should be assessed using third grade DIBELS 8 measures plus Oral Language and Vocabulary
- Students must meet **725 Lexile** at any TOY to demonstrate proficiency during a benchmark assessment
- Students must be progress monitored between benchmarks to drive and inform instruction




mCLASS Grades 4-6



I purchased mCLASS for grades 4-6, when do they get access?

NCDPI needs to update the enrollment script pulling students from PowerSchool to mCLASS in order for these students to appear.



Amplify and NCDPI update this monthly.

Why can't my grade 5 students see the Amplify icon in NCEdCloud?

Only students in grades K-4 are automatically assigned the Amplify app/icon in NCEdCloud.

In order to add additional grade levels, please complete the form from NCDPI.



BOY Windows



BOY Windows

The image shows the mCLASS® user interface. At the top left is a 'Menu' button with a hamburger icon. In the center is the 'mCLASS®' logo with 'Middle of Year' and the date range '12/01/21 - 12/15/21' below it. At the top right are the links 'NC AutoSSE | Log Out'. Below the menu are two buttons: 'Benchmark' (active) and 'Progress'. Below these are three tabs: 'Reading' (active), 'Español', and 'Math'. At the bottom are three columns: 'DIBELS® 8 ^', 'TRC', and 'Name'. On the right side, there is a 'Demo Group' dropdown menu. A 'Sync' button with a circular arrow icon is located above the dropdown menu. This button is highlighted with an orange rectangular box, and an orange arrow points from the bottom of the frame to the 'Sync' button.

Menu

mCLASS®

Middle of Year
12/01/21 - 12/15/21

NC AutoSSE | Log Out

Benchmark Progress

Reading Español Math

DIBELS® 8 ^ TRC Name

Demo Group ▼

Sync

mCLASS Assessments



mCLASS measures at each grade level

Measure	Grade K	Grade 1	Grade 2	Grade 3
Letter Naming Fluency	✓	✓		
Phonemic Segmentation Fluency	✓	✓		
Nonsense Word Fluency	✓	✓	✓	✓
Word Reading Fluency	✓	✓	✓	✓
Oral Reading Fluency		✓	✓	✓
Maze (Basic Comprehension)			✓	✓
Oral Language	✓	✓	✓	✓
Vocabulary	✓	✓	✓	✓

What assessment measures are administered to students?

- All students in grades K-3 will be assessed on:
 - DIBELS 8th Edition measures specific to the students' grade level
 - Vocabulary
 - Oral Language



Required Measures - Kindergarten

Measure	Grade K BOY	Grade K MOY	Grade K EOY
Letter Naming Fluency	✓	✓	✓
Phonemic Segmentation Fluency	✓	✓	✓
Nonsense Word Fluency	✓	✓	✓
Word Reading Fluency	✓	✓	✓
Oral Language	✓	✓	✓
Vocabulary	✓	✓	✓

Required Measures - Grade 1

All measures must be given at each TOY

Measure	Grade 1
Letter Naming Fluency	✓
Phonemic Segmentation Fluency	✓
Nonsense Word Fluency	✓
Word Reading Fluency	✓
Oral Reading Fluency	✓
Vocabulary	✓
Oral Language	✓



Required Measures - Grade 2 & 3

All measures must be given at each TOY

Measure	Grade 2	Grade 3
Nonsense Word Fluency	✓	✓
Word Reading Fluency	✓	✓
Oral Reading Fluency	✓	✓
Maze	✓	✓
Vocabulary	✓	✓
Oral Language	✓	✓



DIBELS	BOY	MOY	EOY
<div> Maze Maze is required for the composite score. Learn how to complete Maze online or enter paper-pencil results here. </div> <div>×</div>			
Composite Score	 Paused	 —	 —
Letter Sounds NWF-CLS	17 Well Below	 Assess	 Assess
Decoding NWF-WRC	3 Well Below	—	—
Word Reading WRF	40 Benchmark	 Assess	 Assess
Reading Fluency ORF	205 Above	 Assess	 Assess
Reading Accuracy ORF-Accu	100 Benchmark	—	—
Basic Comprehension Maze	—	—	—
Oral Language	BOY	MOY	EOY
Oral Language OL	 Assess	 Assess	 Assess

Name	Benchmark	
	Maze	Vocabulary
All Students	—	—
Aashdown_1, Karen		✓
Grade 2		
Aastly_2, Robert	✓	✓
Aattleson_2, Sue	✓	✓
Grade 3		
Aavery_3, Daniel	✓	✓
Aazoroth_3, Michelle	✓	✓

Assigning Online Measures: Maze and Vocabulary



Assessment Modalities

1:1 Teacher/Student

- LNF
- PSF
- NWF
- WRF
- ORF
- Oral Language



Student on Device

- Maze
- Vocabulary



mCLASS educator home: assessment

Amplify. mCLASS REPORTING ASSESSMENT ELISABETH HARTMAN

Teacher-Administered Assessment **Student Online Assessment**

DISTRICT
D8 DSM Dis

SETUP

Name

All Students

Pre-Kindergarten
Aandre_Pre-K,
Patricia

Teacher-Administered Assessment

mCLASS® Access BurstFull | Log Out

Benchmark Progress Grade 5 Beginning of Year 07/04/23 - 07/05/23 Sync

Reading Español Math CPchanges

DIBELS®8	Intervention Placement	Name
Paused	Completed	Grade41 DemoStud9
Paused	Completed	kk21 Class2
Well Below	Completed	jj31 Class3

Get all logins

paandrep4522 / patricia

Select Class

mCLASS®

SUSAN MCARTHUR

HOME

ADMIN

HELP

LOG OUT

DISTRICT

Dumbo

SCHOOL

Washington Elementary

CLASS/GROUP

Ms. McArthur Reading

ASSESSMENT PERIOD

BOY 8/12/20 - 9/15/20

SETUP

STATUS


How to get started with online assessments

Name	Benchmark						PM	Username / Password
	Maze	Vocabulary	Spelling	TRO	Decoding	RAN	Maze	
All Students	<input type="checkbox"/>	<input type="checkbox"/>	<input type="checkbox"/>	<input type="checkbox"/>	<input type="checkbox"/>	<input type="checkbox"/>	<input type="checkbox"/>	
Bindi, Hasim	<input type="checkbox"/>	<input type="checkbox"/>	<input type="checkbox"/>	<input type="checkbox"/>	<input type="checkbox"/>	<input type="checkbox"/>	<input type="checkbox"/>	
Frank, Ella	<input type="checkbox"/>	<input type="checkbox"/>	<input type="checkbox"/>	<input type="checkbox"/>	<input type="checkbox"/>	<input type="checkbox"/>	<input type="checkbox"/>	

Review Available Measures

Name	Benchmark		PM
All Students	<div>Maze</div> <input type="checkbox"/>	<div>Vocabulary</div> <input type="checkbox"/>	<div>Maze</div> <input type="checkbox"/>
Grade 2			
	<input type="checkbox"/>	<input type="checkbox"/>	<input type="checkbox"/>
	<input type="checkbox"/>	<input type="checkbox"/>	<input type="checkbox"/>
	<input type="checkbox"/>	<input type="checkbox"/>	<input type="checkbox"/>
	<input type="checkbox"/>	<input type="checkbox"/>	<input type="checkbox"/>
	<input type="checkbox"/>	<input type="checkbox"/>	<input type="checkbox"/>
	<input type="checkbox"/>	<input type="checkbox"/>	<input type="checkbox"/>

Assign Assessments to Students



Name	Benchmark		PM
	Maze	Vocabulary	Maze
All Students	<input checked="" type="checkbox"/>	<input checked="" type="checkbox"/>	<input type="checkbox"/>
Grade 2			
	<input checked="" type="checkbox"/>	<input checked="" type="checkbox"/>	<input type="checkbox"/>
	<input checked="" type="checkbox"/>	<input checked="" type="checkbox"/>	<input type="checkbox"/>
	<input checked="" type="checkbox"/>	<input checked="" type="checkbox"/>	<input type="checkbox"/>
	<input checked="" type="checkbox"/>	<input checked="" type="checkbox"/>	<input type="checkbox"/>
	<input checked="" type="checkbox"/>	<input checked="" type="checkbox"/>	<input type="checkbox"/>
	<input checked="" type="checkbox"/>	<input checked="" type="checkbox"/>	<input type="checkbox"/>

Student log in for online assessments

mCLASS®

HOME

Classes & Groups

HELP

LOG OUT

DISTRICT

Wake County Schools

SCHOOL

Adams Elementary

CLASS/GROUP

ASSESSMENT PERIOD

BOY 7/15/2022 - 8/26/2022

SETUP

STATUS

* Assigned by another educator

[How to get started with online assessment](#)

Name	Benchmark		PM	Amplify Username/Password
All Students	Maze <input checked="" type="checkbox"/>	Vocabulary <input checked="" type="checkbox"/>	<input type="checkbox"/>	<div>Your district uses SSO. Students should use NCEdCloud credentials to log in.</div>
Grade 2				
	<input checked="" type="checkbox"/> *	<input checked="" type="checkbox"/> *	<input type="checkbox"/>	
	<input checked="" type="checkbox"/> *	<input checked="" type="checkbox"/> *	<input type="checkbox"/>	
	<input checked="" type="checkbox"/> *	<input checked="" type="checkbox"/> *	<input type="checkbox"/>	

Assigning Measures at the School Level

mCLASS®

USER DEMO | HOME | ADMIN | HELP | LOG OUT

DISTRICT: Demo District ▼ SCHOOL: All Schools

CLASS VIEW: ☐ On ☒ Off

[? How to use district-level assessment management](#)


Time of Year	Benchmark							
	Maze	Vocabulary	Spelling	TRO	Decoding	Vocabulario	Ortografía	RAN
Kindergarten								
Beginning of Year		<input type="checkbox"/>				<input type="checkbox"/>		<input type="checkbox"/>
Middle of Year		<input type="checkbox"/>	<input type="checkbox"/>			<input type="checkbox"/>	<input type="checkbox"/>	<input type="checkbox"/>
End of Year		<input type="checkbox"/>	<input checked="" type="checkbox"/>			<input type="checkbox"/>	<input type="checkbox"/>	<input type="checkbox"/>
Grade 1								
Beginning of Year		<input type="checkbox"/>	<input type="checkbox"/>	<input type="checkbox"/>	<input type="checkbox"/>	<input type="checkbox"/>	<input type="checkbox"/>	<input type="checkbox"/>
Middle of Year		<input type="checkbox"/>	<input checked="" type="checkbox"/>	<input type="checkbox"/>	<input type="checkbox"/>	<input type="checkbox"/>	<input type="checkbox"/>	<input type="checkbox"/>
End of Year		<input type="checkbox"/>	<input type="checkbox"/>	<input type="checkbox"/>	<input type="checkbox"/>	<input type="checkbox"/>	<input type="checkbox"/>	<input type="checkbox"/>

Creating Groups



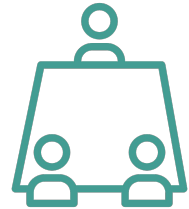
Why do I only have a demo class?

- Only one teacher will be assigned to a class. As an administrator, you are not assigned to any classes as the lead/official teacher.
- You **can create a group** to assess students not assigned to you.
- Everyone is provided a demo account. We have a new demo feature in mCLASS for training purposes.



What if someone who does not have an official class in PowerSchool needs to assess students on the mCLASS assessment platform?

- Only one teacher will be assigned to a class
- You cannot add additional staff members to a class manually in mCLASS as those changes will be reverted nightly
- You **can create a group** to assess students not assigned to you



Creating School Level Groups

The image illustrates the steps to create school-level groups in the Amplify mCLASS system, shown through three sequential screenshots of the user interface.

Screenshot 1 (Top): The main navigation bar at the top includes the Amplify logo, a home icon, and a menu icon. The menu icon is highlighted with an orange box and labeled "PROGRAMS & APPS". An orange arrow points from this menu icon to the next screenshot.

Screenshot 2 (Middle): This view shows the user's dashboard. The "Tools" section on the right contains several icons. The icon for "mCLASS Classes and Groups" is highlighted with an orange box. An orange arrow points from this icon to the final screenshot.

Screenshot 3 (Bottom): This view shows the expanded "Tools" menu. The "mCLASS Admin" icon, which features a pencil, is highlighted with an orange box. An orange arrow points from this icon towards the bottom right of the screen.

Amplify.

Create a Group Instructions

Staff Students Classes **Groups** +people BATCH ENROLLMENT download DOWNLOAD upload IMPORT ? HELP

NC DPI Add Groups ▾

Find Groups

🔍 Enter Group Name

📘 Video Tutorial

0 Groups

Group Name ▾	Group Creator ▾	Staff ▾	Students ▾
--------------	-----------------	---------	------------

Name the Group

Add Groups

Group Name *

Demo Group



+ Add Row

Submit

CANCEL

Add Staff Members

Demo Group

NC DPI



Group Name

Demo Group

Staff

Assign Staff ▾

1 Assigned Staff

ALL ☐

AutoSSE, NC **GROUP CREATOR**

UNASSIGN ☐

School Administrat... | System Acce... | ncautos... | NC D...

Add Students

Students

Assign Students ▼

0 Assigned Students

Save Changes

Demo Group

NC DPI

Group | 1 | --

Group Name

Demo Group

Save Changes

Cancel

Delete

Help

Lectura in NC



mCLASS



Asset-based understanding of a child's biliteracy skills.

Instruction that leverages **cross-linguistic transfer**, based on those assets.

Assessment Guidelines:

Lectura, DIBELS 8 , or both languages



Spanish DL/I Classroom that is 50/50 or other instructional time allotments like 70/30 or 60/40	Spanish DL/I Classroom that is 100%, 90/10 or 80/20
DIBELS 8 (English) is required	Testing can be done exclusively with Lectura (Spanish)
Can choose to assess with Lectura (Spanish)	Can choose to assess with DIBELS 8 (English)
Funding is provided for both English and Spanish assessments	


** Schools may choose a different benchmark window for Lectura than DIBELS 8

Dual language report



Phonological Awareness

Gabriel has strong skills in phonological awareness in Spanish at both the syllable and phoneme levels and needs to build skills in phonological awareness in English. During instruction, consider cross-language transfer or whether the sounds transfer between languages. Build on sounds that are similar across languages, and highlight sounds that are different. Start with earlier phonological awareness skills like blending and segmenting at the syllable and onset-rime levels before moving to phonemes.

-  For students with developing or emerging skills in English language, start instruction with sounds the student already knows. Then, focus on recognizing and distinguishing all of the sounds in English.

-  Cross-Linguistic Transfer: Phonological Awareness

mCLASS®
Andi Brown HOME PRINT ADMIN HELP LOGOUT

District: DUMBO School: Washington Elementary Class / Group: Andi Brown G1

Benchmark Progress Instruction Home Connect Dual Language

Grade 1 ▾

Name #
Archuleta, Gabriel
Benavidez, Daniel
Campes, Sophia
Carvajal, Alexander
Delaio, Camilla
Desilva, Christian
Diaz, Eduardo
Escalera, Javier
Esquivel, Jennifer
Gray, Jose
Maroto, Luciana
Montreal, Sergio
Morgan, Josephyn
Ocampo, Rosa
Pascua, Luis
Rojas, Mariana
Ruiz, Andres
Thomas, Miguel
Vega, Angel
Zendejas, Josephine

Beginning of Year Middle of Year End of Year

How to read Dual Language details

Gabriel Archuleta

Gabriel demonstrates higher performance on Spanish literacy assessments than English literacy assessments. Gabriel applies strong foundational skills in Spanish to read and comprehend text. Gabriel may need additional support in English language, foundational skills, and in applying foundational skills to read and comprehend text.

Teach Gabriel to apply Spanish letter-sound knowledge to English: review letter-sound correspondences that are similar across both languages and point out those that are different in English.

	Letter Names	Phonological Awareness	Decoding	Word Recognition	Reading Accuracy	Reading Fluency
English	30 Well Below	34 Below	0 Well Below	10 Below	40% Well Below	4 Well Below
Spanish	51 Benchmark	37 Benchmark	33 Benchmark	20 Below	87% Benchmark	42 Below

Overall Literacy Skill

English **DEVELOPING** Spanish **ON TRACK**

Supporting Gabriel's Biliteracy Development

Phonological Awareness

Gabriel has strong skills in phonological awareness in Spanish at both the syllable and phoneme levels and needs to build skills in phonological awareness in English. During instruction, consider cross-language transfer or whether the sounds transfer between languages. Build on sounds that are similar across languages, and highlight sounds that are different. Start with earlier phonological awareness skills like blending and segmenting at the syllable and onset-rime levels before moving to phonemes.

For students with developing or emerging skills in English language, start instruction with sounds the student already knows. Then, focus on recognizing and distinguishing all of the sounds in English.

Cross-Linguistic Transfer: Phonological Awareness

34 Below	ENGLISH Phonemic Segmentation Phoneme Segmentation Fluency PSF
37 Benchmark	SPANISH Syllable Segmentation Fluides En La Segmentación De Silabas PSS

Letter Sounds and Decoding

Gabriel has strong skills in phonics in Spanish (letter sound correspondence and blending sounds into syllables) and needs to build letter sound and decoding skills in English. During instruction, consider cross-language transfer: sounds and letter combinations that are transferable (e.g., m, s, t) and non-transferable (e.g., r, n, ñ) from Spanish to English. Highlight sounds and letter combinations present and not present in the child's native language. Include extra modeling and examples of words that include the sounds and letter combinations. During instruction, use words with meanings the student understands so the focus can be on alphabetic principle and basic phonics.

Scaffold: For students with developing or emerging skills in English language, start instruction with sounds the student already knows. Then, focus on recognizing and distinguishing all of the sounds in English (e.g., English-only digraphs such as sh and th).

Cross-Linguistic Transfer: Letter Sounds and Decoding

0 Well Below	ENGLISH Decoding Nonsense Word Fluency NWF
33 Benchmark	SPANISH Decodificación Fluidez En Las Sonidos De Silabas LSS

mCLASS Lectura skills and measures

Skill	Measures	Grade K	Grade 1	Grade 2	Grade 3	Grade 4-6
Letter Naming	FNL (Fluidez en nombrar letras)	✓	✓	✓ ²		
Phonological Awareness	◆ FSS (Fluidez en la segmentación de sílabas)	✓	✓			
	◆ QQ (¿Qué queda?)	✓ ²	✓ ²	✓ ²		
Alphabetic Principle	◆ FSL (Fluidez en los sonidos de letras)	✓ ¹	✓			
	◆ LSS (Fluidez en los sonidos de sílabas)	✓	✓			
	FEP (Fluidez en palabras)	✓	✓	✓	✓	
Fluency	FLO (Fluidez en lectura oral)		✓	✓	✓	✓
Comprehension	CP (¿Cuál palabra?)		✓ ²	✓	✓	✓

◆ Specific to Spanish assessment

¹K-Inicio option available ²Optional measures

Invalidations



Invalidations



- There are times when a teacher will need to invalidate an assessment.
- In the event that there is a valid reason to invalidate an assessment, teachers will need to gain approval in order to process the invalidation.

School-Level Approval

The teacher requests approval for an invalidation from a school-level administrator and provides a valid reason for requesting the invalidation.



Approval Communication

The school RtA contact approves the request and notifies the teacher.



Teacher Processes Invalidation

The teacher invalidates the assessment.
Once the score is invalidated, the teacher
can reassess



Teacher Processes Invalidation



Daniel Aavery_3

Grade 3 Middle of Year
Oral Reading Fluency ORF

1:00

Invalidate

Done

Why We Need Water

- ⊗ There are many reasons we need to drink water. The cells in
- ⊗ our bodies need it to help us live and grow. The water we drink
- ⊗ gets rid of waste that we have inside of us. It also controls how hot
- ⊗ or cool our body is. Water is in everything we eat and drink.
- ⊗ We must replace the water that our body sweats out. It can
- ⊗ make our^{sc} skin dry and give us a headache. If we don't drink water
- ⊗ it can make it hard for us to pay attention. Our body may also feel
- ⊗ very tired. Without water, our body cannot fight off colds. Our
- ⊗ body is more than half water.

The assessing teacher is the only person able to invalidate an assessment. This is done on the mCLASS Assessment site by clicking this button.

Invalidation Information



Please note: charter schools can determine if an additional documentation process is needed at the local level.

Invalidations



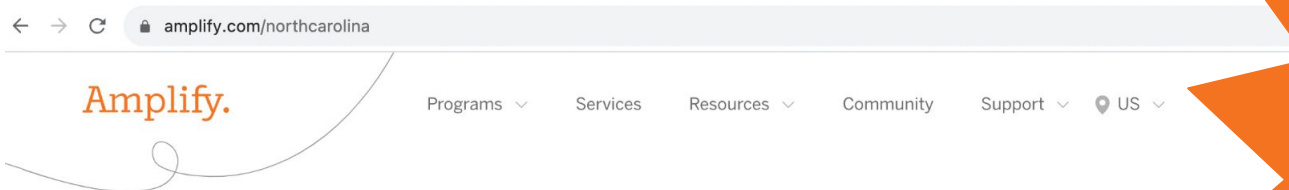
Amplify Assessment Invalidation Process

1. Teacher requests approval for an invalidation from a school-level administrator and provides a valid reason for requesting the invalidation.
2. The Charter RtA contact approves the request and notifies the teacher.
3. Teacher invalidates assessment.

Q&A



Don't forget...



Welcome, North Carolina educators!

North Carolina's Department of Public Instruction (DPI) selected mCLASS DIBELS® 8th Edition as the state's K-3 Literacy Assessment. mCLASS is an integrated literacy system based on the **Science of Reading**. mCLASS has been revised and upgraded from the assessment NC districts have used in the past, based on the latest research and the Science of Reading. It is a valid and reliable assessment, supporting universal literacy screening, screening for risk of dyslexia, and progress monitoring.

What's new?




We have
a website!

Amplify.

Additional Questions?

- Visit the North Carolina/Amplify microsite at amplify.com/north-carolina
- Consult the NCDPI Read to Achieve FAQs
- Contact the Amplify Help Desk via chat in the mCLASS platform, at 800-823-1969 or at help@amplify.com or by using the chat feature in mCLASS

NC/Amplify Microsite



NCDPI Read to
Achieve FAQs

